

KENTUCKY COUNCIL ON POSTSECONDARY EDUCATION BUSINESS MEETING



June 13, 2025 @ 9:00 a.m. ET

Shaker Village, 3501 Lexington Rd, Harrodsburg, KY 40330 – West Family Wash House

Virtual Livestream Link: <https://us02web.zoom.us/j/89129396618>

**consent action item*

I. Call to Order and Roll Call	
II. Approval of the Minutes	3
III. Report from CPE President	10
IV. Report from Student Council Member	
V. Report from Kentucky Department of Education	
VI. Annual Statewide Strategic Discussions with Campus Presidents	
A. Eastern Kentucky University	51
B. Morehead State University	65
VII. Academic & Strategic Initiatives Committee – Report & Action Items	
A. Revision to the Dual Credit Policy*	79
B. Proposed New Academic Programs*	91
1. University of Kentucky – Bachelor of Science, Surgical First Assistant (CIP 51.0999)	92
2. Murray State University – Master of Science, Nonprofit Leadership Studies (CIP 52.0206)	94
C. Informational/Updates	
1. KCTCS Programs approved between April-June 2025	96
2. Update on Academic Program Approval Policy	98
3. DCBS Training Provider Network Implementation	100
4. First-time Adult Learner Profile	102
VIII. Finance Committee – Report & Action Items	
A. Revision to Tuition and Mandatory Fee Policy*	103
B. Tuition and Mandatory Fees Proposals, Academic Year 2025-26*	118
1. Eastern Kentucky University	124
2. Murray State University	126
3. Western Kentucky University	129
C. Delegation of Authority Request*	132
D. Tuition Reciprocity Agreements*	134
1. Indiana & Kentucky, 2025-2029	140
2. Ohio & Kentucky, 2025-2027	146
3. West Virginia & Kentucky, 2025-2027	165

E. Informational/Updates	
1. Preliminary 2026-28 Budget Priority Items	168
2. 2025-26 Distribution of Performance Funds	176
IX. Executive Committee – Report & Action Items	
A. CPE Board meeting dates*	189
1. Revised meeting dates for November 2025	
2. Meeting dates for 2026 calendar year	
B. 2025-26 CPE Agency Budget*	191
C. Kentucky State University Management Improvement Plan - Redirection of Incentive Funding*	200
X. Council Resolutions	202
XI. Campus Good News Reports	
A. Eastern Kentucky University	205
B. Kentucky State University	207
C. Morehead State University	209
D. Murray State University	211
E. Northern Kentucky University	213
F. University of Kentucky	215
G. University of Louisville	217
H. Western Kentucky University	219
I. Kentucky Community & Technical College System	221
J. Association of Independent Kentucky Colleges and Universities	223
XII. Other Business	
XIII. Adjournment	
<i>Next meetings, September 11-12, 2025 @ Somerset Community College</i>	

MEETING MINUTES

Draft for approval by the Council on June 13, 2025

Who: Kentucky Council on Postsecondary Education
Meeting Type: Work Session
Date: April 17, 2025
Time: 10:00 a.m. ET
Location: Northern Kentucky University, Vortuba Student Union Rm 104, Highland Heights, KY

WELCOME REMARKS

The Kentucky Council on Postsecondary Education met in a work session on Thursday, April 17, 2025, at 10:00 a.m. ET. The meeting occurred at Northern Kentucky University in Highland Heights, Kentucky. Chair Madison Silvert presided.

ATTENDANCE

The following Council members attended the meeting in person: CB Akins, Jacob Brown, Lindsey Case, Jennifer Collins, Kellie Ellis, Meredith Figg, Karyn Hoover, Madison Silvert, Macy Waddle and Elaine Walker. Council members who attended virtually were LaDonna Rogers and Kevin Weaver.

Council members who did not attend were Muhammad Babar, Sean Garber and Commissioner Robbie Fletcher.

CPE President Aaron Thompson served as secretary of the board, per the CPE Bylaws. Ms. Heather Faesy, CPE program manager, served as recorder of the meeting minutes.

STRATEGIC DISCUSSION WITH KENTUCKY COMMUNITY AND TECHNICAL COLLEGE

Mr. Travis Muncie, Executive Director of Data and Advanced Analytics, reminded the Council on the key performance indicators and state-level data overall.

President Ryan Quarles and Provost Phillip Neal provided the Council with an institutional update on the Kentucky Community and Technical College System (KCTCS). The update focused on KCTCS's key strategies for each of the strategic priorities of the statewide agenda as well as the baseline data and 2023-24 targets for the key performance indicators. They answered questions from the Council on several topics including the success of its KY FAME program, how they are working to improve their transfer rates, and availability of leadership and mentoring opportunities for students.

STRATEGIC DISCUSSION WITH NORTHERN KENTUCKY UNIVERSITY

President Cady Short-Thompson provided the Council with an institutional update on Northern Kentucky University (NKU). She was joined by Ryan Padgett, Chief Strategic Enrollment Management Officer and Cori Henderson, Director of Institutional Research and Staff Regent. The update focused on NKU's key strategies for each of the strategic priorities of the statewide agenda as well as the baseline data and progress over the last three years on the key performance indicators. They answered several questions from the Council, including those about their efforts to keep graduates in the state, the restructuring of their scholarship framework, and the rise in graduation rates.

LUNCH, CAMPUS SPOTLIGHT AND TOUR

During the Council's lunch break, NKU staff provided a briefing on their First-year Student Success Hub and led a walking tour of the SIM Center and Griffin Hall. No business was conducted.

CLOSING

The Council closed out the session at 1:15 p.m. ET.

MEETING MINUTES

Draft for approval by the Council on June 13, 2025

Who: Kentucky Council on Postsecondary Education
Meeting Type: Business Meeting
Date: April 17, 2025
Time: 1:30 p.m. ET
Location: Northern Kentucky University, Vortuba Student Union Rm 104, Highland Heights, KY

WELCOME REMARKS

The Kentucky Council on Postsecondary Education held a business meeting on Thursday, April 17, 2025, at 1:30 p.m. ET. The meeting occurred at Northern Kentucky University in Highland Heights, Kentucky. Chair Madison Silvert presided.

ATTENDANCE

The following Council members attended the meeting in person: CB Akins, Jacob Brown, Lindsey Case, Jennifer Collins, Kellie Ellis, Meredith Figg, Karyn Hoover, Madison Silvert, Macy Waddle and Elaine Walker, Kevin Weaver. Council members who attended virtually were LaDonna Rogers and Commissioner Robbie Fletcher.

Council members who did not attend were Muhammad Babar and Sean Garber.

CPE President Aaron Thompson served as secretary of the board, per the CPE Bylaws. Ms. Heather Faesy, CPE program manager, served as recorder of the meeting minutes.

APPROVAL OF THE MINUTES

The minutes of the January 30, 2025, meetings were approved as presented.

COUNCIL RESOLUTION

The Council approved a resolution for Council member Faith Kemper, who served on the board from June 2022 through March 2025.

KY DEPARTMENT OF EDUCATION (KDE) COMMISSIONER REPORT

KDE Commissioner Robbie Fletcher provided a report featuring a number of highlights including the Persistence to Graduation Summit taking place in June, the Go Teach KY campaign, and Skills USA students at a statewide conference.

UPDATE FROM THE STUDENT COUNCIL MEMBER

Ms. Waddle provided a brief report that focused on the upcoming transition of student body presidents on each of the campuses as well as their plans to gather in May at a leadership meeting.

CPE PRESIDENT REPORT

President Aaron Thompson's written report was included in the board materials. He provided additional comments about the opioid abatement grant awarded to CPE to work with postsecondary institutions to provide trauma-informed recovery support services to adult learners impacted by opioid use disorder and co-occurring mental health challenges as well as statistics and early feedback on the new Futuriti website that focuses on college and career exploration. Mr. Travis Powell, Sr. Vice President and General Counsel, and Ms. Regan Satterwhite, Director of Legislative Relations, provided an update on the bills passed during the 2025 legislative session and how they impact postsecondary education and Kentucky's institutions.

ACADEMIC AND STRATEGIC INITIATIVES COMMITTEE – REPORT & ACTION ITEMS

Committee Chair Karyn Hoover presented the report and recommendations made by the Academic and Strategic Initiatives (ASI) Committee, which met on April 14, 2025. She announced that Committee members:

- Received a report of the KCTCS programs approved between January-April 2025.
- Received a briefing on the update on the work of the Commonwealth Education Continuum.
- Reviewed and endorsed for Council approval eight proposed new academic programs:
 - Kentucky State University – Master of Science, Biological and Agricultural Engineering (CIP 14.0301)
 - Kentucky State University – Master of Science, Criminal Justice (CIP 43.0104)
 - Kentucky State University – Master of Social Work, Social Work (CIP 44.0701)
 - Morehead State University – Doctor of Engineering, Systems Engineering (CIP 14.2701)
 - Murray State University – Associate of Science, Dental Hygiene (CIP 51.0602)
 - University of Kentucky – Master of Accounting, Accountancy and Analytics (CIP 30.7104)
 - University of Kentucky – Doctor of Audiology, Audiology (CIP 51.0202)

- Western Kentucky University – Bachelor of Science, User Experience (CIP 11.0105)

MOTION: The ASI Committee's recommendation to approve the endorsed action items served as the motion. A second was not needed.

VOTE: The motion passed. Meredith Figg abstained.

FINANCE COMMITTEE – REPORT AND ACTION ITEMS

Committee Chair Jacob Brown presented the report and recommendations made by the Finance Committee, which met on April 14, 2025. Committee members:

- Reviewed and endorsed for Council approval revisions to the Endowment Match Program Guidelines.
- Reviewed and endorsed for Council approval two interim capital projects
 - Murray State University - Curris Center Roof Replacement, \$1.5 million
 - Northern Kentucky University - Reconstruct Outdoor Tennis Complex, \$3 million.
- Reviewed and endorsed for Council approval the tuition and mandatory fees recommendations for the 2025-26 and 2026-27 academic years as follows:
 - For the research universities – UK and UofL – a maximum base rate increase of no more than \$675.00 over two years, and a maximum increase of no more than \$450.00 in any one year.
 - For the comprehensive universities – ECU, KSU, Morehead, Murray, NKU, and WKU – a maximum base rate increase of no more than \$630.00 over two years, and a maximum increase of no more than \$420.00 in any one year.
 - For KCTCS institutions – a maximum base rate increase of no more than \$9.00 per credit hour over two years, and a maximum increase of no more than \$6.00 per credit hour in any one year.
 - In addition to proposing resident undergraduate rate ceilings for the next two years, staff recommended that the public institutions be allowed to submit for Council review and approval:
 - Nonresident undergraduate tuition and fee rates that comply with the Council's Tuition and Mandatory Fees Policy, or otherwise adhere to provisions of an existing Memorandum of Understanding between the Council and an institution.
 - Market competitive tuition and fee rates for graduate and online courses, as approved by their respective governing boards.

MOTION: The Finance Committee's recommendation to approve the endorsed action items served as the motion. A second was not needed.

VOTE: The motion passed.

EXECUTIVE COMMITTEE – REPORT

Chair Silvert presented the report of the Executive Committee, which met the morning of April 17, 2025. Committee members:

- Discussed the Council’s board retreat scheduled for June 12-13, 2025.
- Received an update on operations at Kentucky State University in relation to their Management Improvement Plan.
- Received an update from President Thompson on post legislative discussions and implementation plans of passed legislation.

Chair Silvert appointed the following to the Healthcare Workforce Investment Fund for two-year terms ending April 30, 2027:

- LaDonna Rogers, Council representative and Committee Chair
- Dr. Cliff Maesaka, CEOc Chairman’s Circle/Board Chair of the Foundation for a Healthy Kentucky
- J.P. Hamm, Kentucky Hospital Association
- Dr. Michael Muscarella, Baptist Health, Paducah
- Dr. Michael Yoder, Kentucky Education and Labor Cabinet
- Dr. Vestena Robbins, Kentucky Cabinet for Health and Family Services, Department for Behavioral Health, Developmental and Intellectual Disabilities
- Beth Shafer, KY Cabinet for Health and Family Services, Department of Public Health
- Tim Gaillard, University of Kentucky Healthcare
- Donovan Layne, Kentucky Community and Technical College
- Mason Dyer, Association of Independent Kentucky Colleges and Universities

UNDERGRADUATE STUDENT DEBT LEVELS IN KENTUCKY

Dr. Chris Ledford, Director of Data and Advanced Analytics, and Travis Muncie, Chief Information Officer, presented an overview of a study completed on undergraduate student debt levels at graduation from Kentucky’s public institutions. The study investigated debt trends over the past five academic years among undergraduate completers at Kentucky’s public institutions, and it showed that average debt levels for undergraduate completers in Kentucky continue to decline across sectors and credential levels.

- Average debt for all public undergraduates (including those graduating with and without debt) dropped 32.8 percent between 2018-19 and 2023-24. The proportion of graduates with debt declined from 54.8 percent to 40.9 percent over the same period.
- At KCTCS, average debt of graduates declined by 38.6 percent between 2018-19 and 2023-24. The proportion of graduates with debt declined from 42.7 percent to 28.0 percent over the same period.

- At four-year public universities, average debt of graduates declined by 15.5 percent between 2018-19 and 2023-24. The proportion of graduates with debt declined from 61.6 percent to 54.9 percent.
- Declining debt trends generally hold across demographic and academic subgroups and higher education sectors.

KENTUCKY VIRTUAL LIBRARY AND AFFORDABLE LEARNING KENTUCKY

Ms. Ilona Burdette, Executive Director of Kentucky Virtual Library (KYVL) and Dr. Leah Halliday, Associate Director of Affordable Learning Kentucky (ALKY), provided an update on the initiatives they oversee. One of CPE's key duties is managing the KYVL, which is a collaboration of over 350 Kentucky libraries and institutions, including colleges and universities, public libraries, K-12 schools, hospitals and the Kentucky Department for Libraries and Archives. KYVL's shared services and collaborative purchasing result in annual savings of approximately \$10 million for Kentucky's postsecondary institutions. Through the ALKY initiative, Dr. Halliday detailed how students directly benefit through open educational resources and free textbooks.

CAMPUS GOOD NEWS REPORTS

Reports from the institutions were provided in the agenda materials. Chair Silvert provided highlights from University of Louisville, Murray State University, Western Kentucky University and the Association of Independent Kentucky Colleges and Universities.

ADJOURNMENT

The Council adjourned the business meeting at 3:50 p.m. ET.

TITLE: CPE President's Report

DESCRIPTION: President Thompson will highlight specific initiatives during his report to the Council. This written report serves as his official report for June 13, 2025.

STAFF CONTACT: Dr. Aaron Thompson, CPE President

2025 Progress Report: CPE recently released its annual report detailing statewide and campus progress on key indicators of performance in 2023-24. Highlights include undergraduate enrollment gains of 6.8% at KCTCS and 3.9% at public universities. While KCTCS increased degree and credential production by 7.5%, bachelor's degree production at public universities fell 1.0%. The full report is attached to this report and available on [our website](#).

Pre-K for All Advisory Committee: I was recently appointed to the Team Kentucky Pre-K for All Advisory Committee, created by Executive Order by Governor Beshear. The 28-member committee—comprised of leaders in education, childcare, workforce development, government and business—will study existing models of successful state-funded pre-kindergarten programs to recommend best practices for implementing a voluntary pre-K program in Kentucky. The committee will hold its first meeting on June 24.

Expanding Postsecondary Opportunities for Justice-Impacted Individuals: Kentucky was one of five states selected by SHEEO to participate in a new, national initiative to expand access to quality postsecondary education for justice-impacted students across the United States. The initiative follows the reinstatement of Pell Grant eligibility for incarcerated students in July 2023—a pivotal policy shift opening new doors to educational opportunity. With support from [Ascendium Education Group](#) and in partnership with the [Vera Institute for Justice](#), SHEEO is convening a one-year, multi-state learning community that includes Arizona, Kentucky, Louisiana, Minnesota and Virginia. Through this initiative, states will work to evaluate relevant policies, remove barriers to access and promote high-quality, workforce-aligned educational experiences for justice-impacted students. This effort will strengthen collaboration among higher education agencies, corrections departments and other key partners to build equitable pathways for incarcerated learners.

Mental Health Convening: KYSSC hosted a very successful mental health convening for campus representatives on May 19. The meeting focused on the recently released statewide strategy to address mental health challenges on Kentucky campuses, informed by a student survey called the Healthy Minds Study. Participants began prioritizing identified statewide

strategies and mapping out an implementation plan. The convening included panels and presentations by President Thompson, CPE staff, the JED Foundation, students and Kentucky campuses.

Futuriti Website: Kentuckians have a new way to learn about emerging high-demand careers within the Commonwealth's aerospace and aviation industry. Futuriti.org, the state's career exploration website, now features 12 aerospace and aviation careers and nearly 40 Kentucky companies offering job opportunities, including job descriptions, salary ranges, required credentials and projected state employment through 2032. With the passage of the AERO Act, CPE will be working to expand scholarships for students interested in careers in Kentucky's aerospace, aviation and defense sectors through public-private partnerships.

New CPE Data Center: CPE launched a new and improved data center on our website that features interactive dashboards on college affordability, financial aid, enrollment, retention, degrees, dual credit, gateway course success and more. The site is organized by strategic agenda priority area and includes a mechanism for requesting information not readily available on the dashboards. Thanks to the Data and Analytics Team and the Communications Team for making this happen.

GEAR UP Open House: Please save the date and plan to drop in anytime during the GEAR UP Kentucky open house at CPE on Monday, August 18. This event, which will occur from 2:00-4:30 p.m. ET, spotlights the significant accomplishments of the four federal GEAR UP grant projects administered by CPE since 2000. A highlight of this event is GEAR UP Kentucky's impressive stats and story exhibit, through which you will gain a better understanding of the depth and breadth of GEAR UP's impact on Kentucky's students, schools and communities, as well as the crucial role it has played in CPE's continuous improvement and growth. Further information will be provided soon.

President's Speaking Engagements & Recognitions:

- On April 8, I was a panelist at a conference session titled "**Redefining Postsecondary Value: Education as a Pathway to Opportunity and Prosperity.**" This session was part of a national conference in Washington D.C. focused on celebrating and accelerating educational attainment. The event was hosted by nine of the nation's leading philanthropic organizations championing attainment efforts, with the Institute for Higher Education Policy (IHEP) serving as managing partner.
- On April 29, I was the featured speaker at Murray State University's annual **Harry M. Sparks Distinguished Lecture Series**. My remarks focused on the benefits, challenges and resilience of higher education in a time of disruption and uncertainty in the sector.
- On May 8, I participated in a webinar sponsored by Education Strategy Group (ESG) called "**The Great Value Shift: Charting a Course for Delivering Value in Higher**

Education.” I was joined by the deputy commissioner of the Louisiana Board of Regents and the Chancellor of the Alamo Colleges District in Texas.

- I was honored to deliver two **commencement addresses** in May, one for Alice Lloyd College on May 10, and one for the Kentucky College of Art and Design (KYCAD) on May 17.
- Education Commission of the States recently announced that I am the recipient of the **2025 James Bryant Conant Award**, one of three recognitions ECS bestows annually to celebrate outstanding achievement in public education. I will travel to Salt Lake City in July for the awards presentation, part of the 2025 National Forum on Education Policy.
- I was thrilled to be inducted into the **Junior Achievement Bluegrass Business Hall of Fame** on May 22 at Keeneland Race Track. I also received a **leadership award** on April 24th as part of the 37th Annual East Kentucky Leadership Conference in Manchester. The award honors Eastern Kentucky natives whose public service contributes to the betterment of the region.

New CPE Staff Members: I'm pleased to welcome several new employees to CPE.

- **Jana Pinkston, Business Specialist, Academic Excellence (Started May 1)** - Jana provides general office support for the Academic Excellence unit, including KYVL, and assists with administrative services. She has many years of experience in administrative services at the Kentucky Public Pensions Authority, the University of Kentucky and the Thompson-Hood Veterans Center.
- **Miles Feroli, Senior Associate, Workforce and Economic Development (Started April 1)** - Miles came to CPE from ECU, where he served as the assistant director of first-year courses and as an adjunct instructor. He earned a doctorate from UK in gender and women's studies. His master's degree is from the London School of Economics, and his bachelor's degree is from Roger Williams University.
- **Greg Rush, Assistant Vice President for Finance Policy and Programs (started May 16)** - Greg joined CPE as a senior fellow in 2019 and most recently served on the CPE team at KSU. He has more than a decade of budget experience at various Kentucky state government agencies, including the Governor's Office of Policy and Management. His previous roles include positions at Arizona State University and KSU in budget and administrative leadership. Greg also served five years with the Legislative Research Commission (LRC), where he held a leadership position in the Office of Budget Review.
- **Alexia Juarez, Associate, Communications (started April 21)** - Lexi joined the communications team as an associate. She holds a bachelor's degree in communications from UofL. Most recently, she worked for the marketing and

communications team at Spalding University; before that, she served as an intern and contract employee in media relations at UofL Health.

- **Rusty Carpenter, Senior Fellow for Faculty Innovation (part-time), Academic Excellence (started April 16)** - Rusty currently serves as assistant provost at ECU and is the editor-in-chief for the university's *Journal of Faculty Development*. He has extensive experience guiding large-scale initiatives and programs. He has worked collaboratively with the Academic Excellence unit on the Graduate Profile. This appointment will enable him to further advance that work while strengthening faculty development and leadership initiatives.

New employees of the DCBS Bridge Training Program

- **Jan Goldman, Executive Director** - Jan brings a strong background in both social services and higher education to CPE. She began her career as a social services case manager before transitioning to higher education, where she has accumulated more than a decade of experience in student services at WKU and Owensboro Community and Technical College.
- **Kellie Malone – Program Director, Family Support Training** - Kellie has over 25 years of experience at ECU in family support training. For the past 15 years she has served as assistant director, overseeing the administration of the training delivery system. She holds a master's degree from UofL and a bachelor's degree from Lindsey Wilson College.
- **Jennifer Topping – Program Director, Protection and Permanency Training (started April 16)** - Jennifer comes to CPE from ECU, where she managed project oversight for all protection and permanency training efforts. Prior to that, she worked for seven years at the Cabinet for Health and Family Services in the social services sector. She holds bachelor's and master's degrees from Marshall University.
- **Amanda Mersch – Associate, Training Administrator (started April 22)** - Amanda worked for 13 years as an administrative support and training coordinator assistant for the DCBS training branch at ECU. She has extensive experience in administrative functions, reporting requirements, scheduling and managing training materials specific to this program.
- **Neal Pack, Senior Associate, Curriculum Developer (started June 1)** - Neal previously served as a learning and development designer at ECU for the DCBS program in family support. Prior to that, he spent ten years as a learning and development facilitator delivering training for the same program. He earned bachelor's and master's degrees from WKU.

- **Amanda Mercer, Senior Associate, Curriculum Developer (started June 1) -**
Amanda brings 20 years of experience in training delivery and development through her work with the ECU Training Resource Center, supporting DCBS training in protection and permanency. She holds a bachelor's degree from Kentucky Christian University, a master's degree in counseling from Marshall University and a master's degree in instructional design from ECU.

2025 PROGRESS REPORT



Progress Toward Kentucky's Statewide Strategic Agenda Goals

An Annual Report of the Kentucky Council on Postsecondary Education

About the Council on Postsecondary Education

The Council on Postsecondary Education is Kentucky's higher education coordinating agency committed to strengthening our workforce, economy and quality of life. We do this by guiding the continuous improvement and efficient operation of a high-quality, diverse and accessible system of postsecondary education.

Key responsibilities include:

- developing and implementing a strategic agenda for postsecondary education that includes measures of progress.
- producing and submitting a biennial budget request for adequate public funding of postsecondary education.
- determining tuition rates and admission criteria at public postsecondary institutions.
- collecting and distributing data about postsecondary education performance.
- ensuring the coordination and connectivity of technology among public institutions.
- licensing non-public postsecondary institutions to operate in the Commonwealth.



TABLE OF CONTENTS

FROM THE PRESIDENT	4
AFFORDABILITY	
State-Led Initiatives.....	6
Unmet Financial Need.....	7
Time to Degree.....	8
FAFSA Completion.....	10
TRANSITIONS	
State-Led Initiatives.....	12
Undergraduate Enrollment.....	13
College-Going Rate.....	15
SUCCESS	
State-Led Initiatives.....	17
Undergraduate Degrees & Credentials	18
Graduation Rate.....	20
Retention Rate.....	22
2-Year to 4-Year Transfer.....	24
Persistence Rate.....	24
TALENT	
State-Led Initiatives.....	26
Graduates Working or Pursuing More Education.....	27
Graduate & Professional Degrees.....	28
Statewide Educational Attainment Rate.....	30
VALUE	
State-Led Initiatives.....	32
Net General Fund Appropriations per FTE Student.....	33
AIKCU DATA	34



FROM THE PRESIDENT

Aaron Thompson, Ph.D.

Dear Friends and Colleagues:

Each year, the Kentucky Council on Postsecondary Education publishes a Progress Report to show how the state and campuses are faring on key performance indicators associated with the statewide strategic agenda for postsecondary education. Additionally, the report highlights activities CPE is leading to advance our key priorities: affordability, transitions, success, talent and value.

I'm pleased to report that Kentucky's public higher education system improved in several key areas in 2023-24:

- Undergraduate enrollment growth remained strong at KCTCS and public universities from fall 2023 to fall 2024. Overall, universities saw undergraduate enrollment rise 3.9%, while KCTCS enrollment climbed 6.8%. The number of underrepresented minority students enrolled in postsecondary education grew by 13.3% at KCTCS and 7.9% at public universities, narrowing the gap in college going between minority and majority students.
- KCTCS increased credential production by 7.5% overall. Certificates and degrees awarded to underrepresented minority students were up 16.5%, and credentials awarded to low-income students were up 5.7%.
- Public universities increased graduate degree production by 1.4%, from 9,460 degrees in 2022-23 to 9,590 in 2023-24. Graduate degrees awarded to URM students increased by 10.2%.
- Graduation rates rose by 1.3 percentage points at public universities and 3 percentage points at KCTCS. For the first time, the six-year graduation rate for public universities exceeds 60%, while the three-year graduation rate for KCTCS is nearing 50%.



On the other hand, Kentucky lost ground on two higher education affordability metrics. The average amount of unmet need for undergraduates at in-state public universities increased 9.2% in 2023-24, from \$9,359 the previous year to \$10,225. At the same time, the percentage of students completing a FAFSA (Free Application for Federal Student Aid) fell 11 points, from 88.6% to 77.6%. As rising inflation puts pressure on institutional budgets, CPE will work with campuses to find cost efficiencies and free up additional resources for student aid.

I am encouraged by Kentucky higher education's progress and feel confident that the Commonwealth is closing in on our educational attainment goal - for 60% of Kentucky's working-age adults to have a postsecondary credential by the year 2030.

Sincerely,

Dr. Aaron Thompson, President
Kentucky Council on Postsecondary Education



STRATEGIC PRIORITY: AFFORDABILITY

Kentucky will ensure postsecondary education is affordable for all Kentuckians.



AFFORDABILITY

State-Led Initiatives

CPE is working to increase college access and affordability for all Kentuckians. Key strategies include limiting tuition and fee increases; recommending operational efficiencies; educating students and families about college savings programs, grants, scholarships and responsible borrowing; and advocating for additional state funding.

- **Tuition and Fee Ceilings:** CPE staff worked with Kentucky's public universities and KCTCS to determine new tuition and fee ceilings for 2025-26 and 2026-27. Due to historic inflation levels, as well as other factors increasing the resource needs of public institutions, CPE proposed a common-dollar increase approach (as opposed to an across-the-board percentage increase used in prior years) to address growing disparities in tuition and fee rates across institutions within each sector. The final tuition and fee ceilings allow for a \$675 increase at the two public research institutions, a \$630 increase at comprehensive institutions and an increase of \$9 per credit for KCTCS institutions in total over a two-year cycle. The new rates reflect CPE's continued commitment to balancing affordability for students and their families with the resource needs of institutions.
- **Monitoring Student Debt Levels:** CPE's Data and Advanced Analytics Unit (DAA) released the second iteration of the Student Debt Report examining trends affecting undergraduate students attending a KCTCS college or Kentucky public university. The report finds that the proportion of students graduating with loan debt fell nearly 14 percentage points over the last five years, from 54.8% in 2018-19 to 40.9% in 2023-24. The decline was even more pronounced over the decade, falling 24 percentage points. Additionally, among completers who graduated with debt, average loan balances fell from \$29,072 to \$26,115, a decline of \$2,957 or 10.2% since 2018-19.
- **Financial monitoring:** Staff continued to fine-tune a process for assessing the financial health of institutions. The analysis evaluates fiscal stability and sustainability, as well as gauging institutional susceptibility to market risk factors. Staff identified methods, metrics and data sources for assessing institutional viability in their respective markets and determined whether institutions are making efficient and effective use of state resources. CPE has worked with several institutions on a voluntary basis and is looking to expand this work as staff capacity allows.
- **FAFSA public awareness campaign:** In light of substantial changes to the 2024-25 FAFSA form, GEAR UP Kentucky and KHEAA conducted a public awareness campaign to prepare students for the new application process. The promotion included statewide TV and radio commercials via the Kentucky Broadcasters' Association Public Education Partnership program, a social media campaign, an online resource hub for students and a series of FAFSA office hours over the summer to offer hands-on assistance at more than 70 locations across the state.
- **Affordable Learning KY (ALKY):** This Kentucky Virtual Library (KYVL) initiative facilitates efforts to expand the availability and use of low- or no-cost, high-quality educational resources in Kentucky. In March, the Affordable Learning Open Education Week symposium assembled over 50 state and national educators to discuss topics such as Open Educational Resource (OER) publishing platforms, adoption and adaptation of existing OER and how to find the best free resources for student learning. In the spring of 2025, ALKY surveyed Kentucky students about the effect of textbook costs on their lives and academic achievement. This second annual survey was completed by more than 1,700 undergraduate and graduate students from 18 in-state postsecondary institutions.
- **Innovative Scholarship Pilot Program:** In partnership with KHEAA, CPE piloted a program supported with General Fund dollars to provide college access and promote undergraduate student success for displaced students (foreign nationals displaced by war, natural disaster or political upheaval). CPE worked with the National Association of System Heads (NASH) to provide assistance and resources to faculty and other campus practitioners working with this population.
- **Futuriti:** CPE, working with KDE and KYSTATS, launched the Futuriti website to help prospective students or career seekers find information and resources about higher education and workforce opportunities in Kentucky. The site includes information to assist students in paying for college, as well as average costs and undergraduate loan amounts for each Kentucky postsecondary institution. Financial information available on the Kentucky Students' Right to Know website has migrated to Futuriti for greater transparency and ease. From February to May 2025, Futuriti has received more than 18,000 individual visitors.



AFFORDABILITY

Key Performance Indicator

Unmet Financial Need

Unmet need is the average annual amount students pay out of pocket after financial aid and expected family contributions (EFC) are subtracted. The metric includes FAFSA filers only, which is nearly 90% of enrolled students. The metric is calculated by taking the cost of attendance and subtracting EFC and all federal, state, local and institutional scholarships or grants. Campuses did not set targets for this indicator. The statewide 2023-24 target was to decrease unmet financial need by 5% from 2020-21, the baseline year. The public universities missed the target of \$9,605 by \$620, while KCTCS missed the target of \$5,666 by \$14.

INSTITUTION	2018-19	2019-20	2020-21 Baseline	2021-22	2022-23	2023-24
Eastern Kentucky University						
Overall	\$9,787	\$9,461	\$9,320	\$7,805	\$7,369	\$9,131
URM*	\$12,097	\$11,767	\$11,476	\$9,662	\$9,277	\$10,920
Low-Income	\$12,484	\$12,441	\$12,437	\$10,605	\$9,484	\$11,685
Kentucky State University						
Overall	\$11,980	\$11,505	\$13,266	\$12,797	\$13,171	\$14,053
URM	\$12,266	\$11,774	\$13,604	\$13,153	\$13,365	\$14,428
Low-Income	\$12,768	\$11,943	\$13,964	\$13,813	\$15,177	\$15,903
Morehead State University						
Overall	\$9,312	\$8,931	\$8,902	\$8,270	\$7,385	\$7,030
URM	\$11,204	\$10,791	\$10,672	\$10,291	\$9,180	\$8,873
Low-Income	\$11,449	\$11,256	\$11,445	\$10,428	\$9,460	\$8,757
Murray State University						
Overall	\$8,364	\$8,747	\$8,275	\$8,166	\$6,920	\$8,252
URM	\$10,600	\$11,332	\$11,074	\$10,818	\$9,317	\$11,007
Low-Income	\$12,887	\$13,621	\$13,421	\$13,386	\$11,166	\$13,140
Northern Kentucky University						
Overall	\$10,192	\$10,652	\$10,883	\$10,404	\$11,206	\$11,961
URM	\$12,517	\$13,214	\$13,583	\$12,144	\$14,027	\$15,028
Low-Income	\$14,679	\$15,666	\$16,194	\$14,242	\$16,572	\$16,930
University of Kentucky						
Overall	\$11,909	\$12,012	\$11,219	\$10,805	\$10,485	\$11,901
URM	\$14,731	\$14,579	\$13,852	\$13,838	\$13,109	\$14,903
Low-Income	\$17,925	\$18,550	\$18,541	\$18,029	\$17,455	\$19,091
University of Louisville						
Overall	\$10,471	\$10,609	\$10,889	\$11,231	\$10,989	\$11,190
URM	\$12,249	\$12,456	\$12,770	\$13,623	\$13,079	\$13,374
Low-Income	\$14,607	\$15,091	\$15,345	\$15,661	\$14,906	\$14,271
Western Kentucky University						
Overall	\$9,200	\$8,926	\$9,054	\$8,782	\$8,426	\$8,936
URM	\$11,790	\$11,649	\$11,567	\$11,029	\$10,450	\$10,952
Low-Income	\$13,729	\$13,660	\$14,244	\$14,077	\$13,249	\$13,627

*Underrepresented minority students (URM) include Black, American Indian or Alaskan Native, Hispanic or Latino, Native Hawaiian or Other Pacific Islander and two or more races. Low-income students are Pell grant recipients during their year of entry.



AFFORDABILITY

Key Performance Indicator

Unmet Financial Need, Continued

INSTITUTION	2018-19	2019-20	2020-21 Baseline	2021-22	2022-23	2023-24
KCTCS						
Overall	\$6,290	\$5,952	\$5,964	\$6,137	\$6,098	\$5,680
URM	\$7,243	\$6,871	\$6,865	\$6,938	\$6,803	\$6,126
Low-Income	\$7,303	\$7,001	\$7,046	\$7,367	\$7,431	\$6,781
Statewide (Public Universities)						
Overall	\$10,177	\$10,217	\$10,111	\$9,691	\$9,359	\$10,225
URM	\$12,615	\$12,649	\$12,672	\$12,390	\$12,003	\$12,956
Low-Income	\$14,137	\$14,472	\$14,689	\$14,018	\$13,500	\$14,297

Source: Kentucky Postsecondary Education Data System (KPEDS)

Time to Degree

Students can save thousands of dollars by completing a degree on time, since extra semesters mean extra cost. This indicator measures the average total number of academic years students are enrolled prior to undergraduate degree completion. In general, the goal is to complete a bachelor's degree in four years and an associate degree in two years. Students seeking diplomas and certificates are not included in this measure. Targets were not established for URM and low-income populations, but progress is monitored.

INSTITUTION	2018-19	2019-20	2020-21 Baseline	2021-22	2022-23	2023-24	2023-24 Target
Eastern Kentucky University							
Overall	4.32	4.25	4.17	4.12	4.12	4.04	4.00
URM*	4.45	4.45	4.41	4.50	4.29	4.12	No Goal
Low-Income	4.43	4.37	4.27	4.24	4.27	4.17	
Kentucky State University							
Overall	4.68	4.60	4.38	4.42	4.55	4.48	4.20
URM	4.78	4.76	4.42	4.45	4.54	4.44	No Goal
Low-Income	4.71	4.71	4.59	4.72	4.90	5.30	
Morehead State University							
Overall	4.24	4.20	4.14	4.09	4.16	4.09	4.00
URM	4.44	4.50	4.32	4.28	4.26	4.35	No Goal
Low-Income	4.37	4.36	4.20	4.17	4.31	4.19	
Murray State University							
Overall	4.30	4.17	4.13	4.05	4.05	4.01	4.00
URM	4.59	4.52	4.41	4.14	4.35	4.19	No Goal
Low-Income	4.56	4.35	4.22	4.19	4.12	4.12	

*Underrepresented minority students (URM) include Black, American Indian or Alaskan Native, Hispanic or Latino, Native Hawaiian or Other Pacific Islander, and two or more races. Low-income students are Pell grant recipients during their year of entry.



AFFORDABILITY

Key Performance Indicator

Time to Degree, Continued

INSTITUTION	2018-19	2019-20	2020-21 Baseline	2021-22	2022-23	2023-24	2023-24 Target
Northern Kentucky University							
Overall	4.47	4.36	4.36	4.24	4.24	4.23	4.20
URM	4.41	4.43	4.42	4.36	4.28	4.51	No Goal
Low-Income	4.63	4.38	4.44	4.34	4.41	4.38	
University of Kentucky							
Overall	4.15	4.14	4.13	4.08	4.06	4.05	4.10
URM	4.26	4.23	4.21	4.17	4.09	4.13	No Goal
Low-Income	4.28	4.21	4.18	5.25	5.40	4.16	
University of Louisville							
Overall	4.32	4.30	4.30	4.24	4.21	4.22	4.20
URM	4.39	4.39	4.32	4.25	4.27	4.33	No Goal
Low-Income	4.42	4.37	4.35	4.45	4.36	4.29	
Western Kentucky University							
Overall	4.22	4.18	4.14	4.08	4.06	4.03	4.10
URM	4.47	4.39	4.40	4.38	4.30	4.15	No Goal
Low-Income	4.40	4.29	4.30	4.19	4.10	4.17	
KCTCS							
Overall	3.18	2.99	2.93	2.92	2.94	2.88	2.70
URM	3.40	3.14	3.13	3.14	3.14	3.11	No Goal
Low-Income	3.25	3.03	3.01	3.01	3.10	3.06	
Statewide (Public Universities)							
Overall	4.26	4.22	4.19	4.12	4.12	4.10	4.10
URM	4.40	4.36	4.32	4.28	4.23	4.24	No Goal
Low-Income	4.42	4.32	4.28	4.29	4.27	4.21	

Source: Kentucky Postsecondary Education Data System (KPEDS)

Highlights

- Average unmet financial need increased 9.2% for public university undergraduates in 2023-24, from \$9,359 the previous year to \$10,225. Unmet need for URM students increased 7.9% over the same period, from \$12,003 to \$12,956. Low-income students at public universities saw their unmet need increase by 5.9%, from \$13,500 to \$14,297.
- At KCTCS, average unmet financial need decreased by 6.9%, from \$6,098 the previous year to \$5,680. Unmet need for low-income KCTCS students fell by 8.7%, while unmet need for URM students fell by 10%.
- Finishing college in less time is an often overlooked affordability strategy. Undergraduates at public universities, on average, take 4.10 years to complete a degree, equal to the 2023-24 statewide target. Average time to degree for KCTCS is 2.88 years, narrowly missing the 2023-24 target of 2.70.

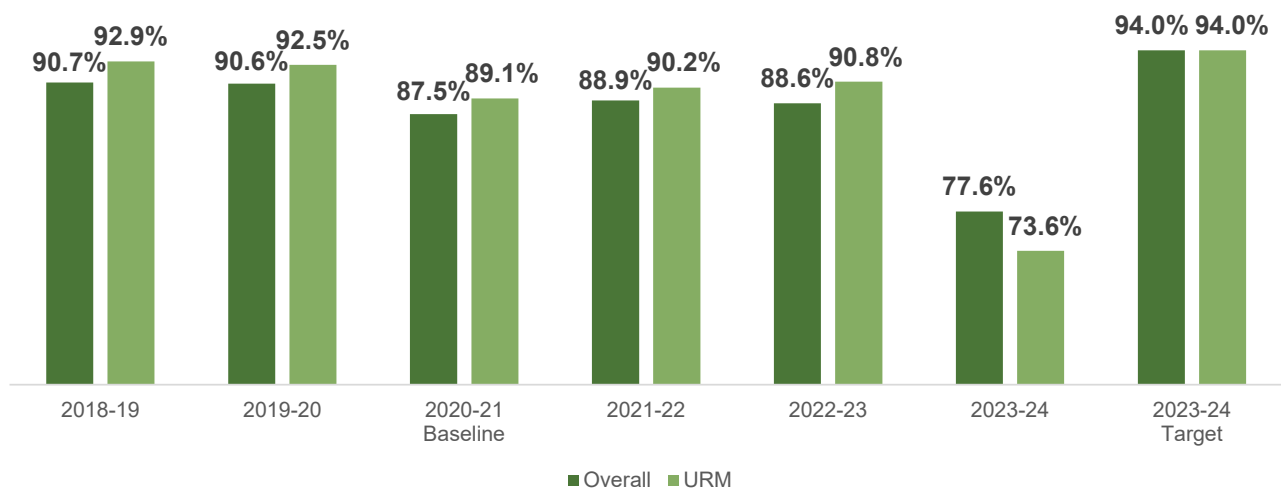


AFFORDABILITY

Key Performance Indicator

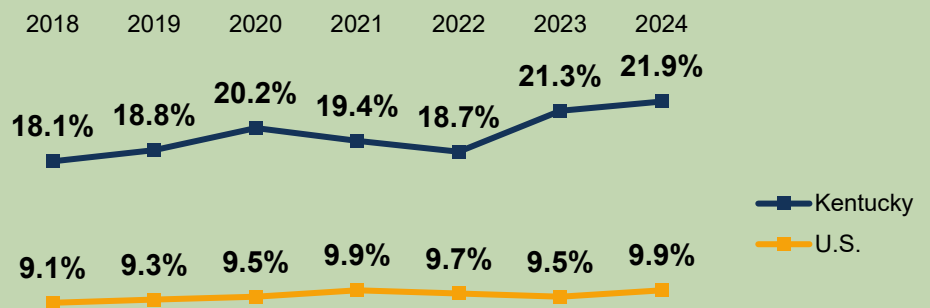
FAFSA Completion

The Free Application for Federal Student Aid (FAFSA) is the form students fill out annually, beginning as high school seniors through their senior year of college, to determine eligibility for federal Pell Grants and other forms of financial assistance, like work-study, student loans and some scholarships. Completing the FAFSA is the best way to unlock available aid and ensure no federal dollars are left on the table. Federal efforts to roll out a simplified FAFSA form resulted in technical glitches and massive delays that impacted hundreds of thousands of students nationally. In light of these issues, Kentucky expects increased volatility in the percentage of students who complete the form, and has stepped up assistance efforts for students and families.



Source: Kentucky Postsecondary Education Data System (KPEDS). Underrepresented minority students (URM) include Black, American Indian or Alaskan Native, Hispanic or Latino, Native Hawaiian or Other Pacific Islander, and two or more races.

Kentucky allocates a greater share of postsecondary funding to state financial aid than the U.S. average



Source: FY 24 State Higher Education Finance Report, SHEEO

In 2024, 21.9% of Kentucky higher education funding went directly to students in the form of state grants and scholarships. The average annual award per student was \$1,942, compared to the national average of \$1,155.



STRATEGIC PRIORITY: TRANSITIONS

Kentucky will ensure more students transition to college prepared to succeed.



TRANSITIONS

State-Led Initiatives

CPE is working with its partners to help more high school students apply to college and make a successful postsecondary transition.

- **Commonwealth Education Continuum:** CPE continued to facilitate and manage the Commonwealth Education Continuum (CEC), a P-20 initiative that promotes statewide initiatives among P-12, postsecondary, community and workforce leaders aimed at strengthening Kentucky's education pipeline. Workgroups are focused on four areas: postsecondary affordability, K-12 educator workforce, P-20 competency framework and advising and transitional support.
- **Dual Credit and Early Postsecondary Opportunities:** CPE recently overhauled its dual credit policy, which now includes a statewide goal for 50% of Kentucky high school graduates to complete a dual credit course with a grade of "C" or higher by the year 2030. Dual credit courses are aligned to KDE's career and technical pathways or CPE's general education core requirements. Additional changes emphasize the importance of increasing dual credit access for underserved populations and ensuring postsecondary institutions accept dual credit to meet general education requirements. CPE held monthly webinars on dual credit and early postsecondary opportunities for high school and postsecondary advisors, created and continuously improved a dual credit toolkit and provided numerous onsite workshops throughout the year. CPE also facilitated the Dual Credit Advisory Committee to increase communication, collaboration and alignment.
- **The Great Admissions Redesign:** In early 2024, Lumina Foundation named CPE one of seven winners of The Great Admissions Redesign. Led by CPE's Kentucky Student Success Collaborative (KYSSC), the agency received \$150,000 to facilitate a collaborative, student-centered, design-thinking continuous improvement approach to address long-standing barriers and untapped potential in admissions and financial aid processes. This work culminated in five strategic priorities: improving transcript accessibility, expanding dual credit, bringing transparency to financial aid, strengthening proactive communications in grades 9-12 and supporting seamless transfer.
- **Equitable and Accelerated Pathways:** In 2023, CPE joined a national initiative called "Launch: Equitable and Accelerated Pathways for All." CPE, the lead agency,

is working with 10 state partners to expand access to high-quality college and career pathways. During phase one, staff conducted needs assessments; participated in cross-state curated academies for each focus area (policy, data, partnerships and funding); convened stakeholder focus groups; and created a strategic action plan. In phase two, Kentucky will participate in a national community of practice and continue efforts to move the work forward.

- **Advising Outreach:** The Kentucky Advising Academy (KAA) continues to expand its work across the state. KAA provided webinars and connected educators to advising content through social media, email and in-person professional development sessions. KAA presented at national conferences hosted by the National College Attainment Network and the Association of Career and Technical Education. Through a partnership with Education Strategy Group (ESG), KAA launched the Kentucky Postsecondary Advising Framework and implementation guidance to support districts in building robust postsecondary advising systems. In March 2025, KAA awarded mini-grants reimbursable up to \$10,000 to six K-12 public schools and area technology centers. These grants supported new or expanded efforts to increase college advising capacity.
- **GEAR UP Kentucky (GUK):** GUK served nearly 6,000 students in 12 school districts and 9 postsecondary institutions in 2023-24, with a central goal of improving successful transitions between secondary and postsecondary education. Program staff provided 18,000 hours of student advising (an 18% increase from the previous year), 18,600 hours of college and career readiness curricula and 1,488 hours of student leadership development programs. To provide early exposure to postsecondary campuses, 737 high school students participated in 91 college visits during the school year, and 27 students participated in a three-week residential GUK Summer Academy at Northern Kentucky University, where they completed three hours of free college credit. As a result, GUK saw significant gains in key outcomes over the previous year. For the sixth year in a row, GUK's high school graduation rate (95%) exceeded the state's overall graduation rate (92%), and the percentage of high school seniors completing a college application increased an additional 14 percentage points (61% to 75%). GUK saw a significant 22 percentage-point jump in advising participation in the first year of postsecondary education, with 31% of GUK college freshman participating in at least three advising sessions during their freshman



TRANSITIONS

Key Performance Indicators

Undergraduate Enrollment

Undergraduate enrollment captures the total unduplicated number of students who enroll in an undergraduate program offered by one of Kentucky's public colleges or universities in an academic year, either full-time or part-time. Enrollment is a leading indicator, meaning that it provides an early indication of future degree production and educational attainment levels. Low-income enrollment data for fall 2024 is not yet available and will be reported next year.

INSTITUTION	Fall 2018	Fall 2019	Fall 2020 Baseline	Fall 2021	Fall 2022	Fall 2023	Fall 2024	Fall 2023 Target
Eastern Kentucky University								
Overall	13,399	12,662	12,070	11,684	12,072	12,726	13,448	12,250
URM*	1,595	1,590	1,683	1,734	1,981	2,157	2,365	No Goal
Low-Income	5,168	4,817	4,533	4,412	4,587	5,163	N/A	
Kentucky State University								
Overall	1,666	2,029	2,148	2,135	1,610	1,546	1,932	2,212
URM	879	1,156	1,429	1,470	1,182	1,162	1,153	No Goal
Low-Income	801	876	990	1,011	907	871	N/A	
Morehead State University								
Overall	9,400	8,964	8,621	8,314	8,218	8,059	8,258	8,700
URM	729	716	700	735	758	783	899	No Goal
Low-Income	3,024	2,832	2,802	2,554	2,358	2,370	N/A	
Murray State University								
Overall	8,142	8,215	7,939	7,735	7,756	8,111	8,281	8,047
URM	881	935	909	851	908	944	1,030	No Goal
Low-Income	2,522	2,514	2,435	2,380	2,380	2,589	N/A	
Northern Kentucky University								
Overall	12,158	12,058	11,672	10,988	10,940	10,069	10,327	11,854
URM	1,580	1,613	1,632	1,540	1,547	1,523	1,667	No Goal
Low-Income	3,414	3,239	2,907	2,796	2,516	2,478	N/A	
Western Kentucky University								
Overall	17,035	15,907	15,287	14,729	14,442	14,593	14,153	15,746
URM	2,640	2,534	2,621	2,581	2,534	2,724	2,794	No Goal
Low-Income	4,973	4,645	4,524	4,267	4,147	4,441	N/A	

*Underrepresented minority students (URM) include Black, American Indian or Alaskan Native, Hispanic or Latin0, Native Hawaiian or Other Pacific Islander, and two or more races. Low-income students are Pell grant recipients during their year of entry.



TRANSITIONS

Key Performance Indicator

Undergraduate Enrollment, Continued

INSTITUTION	Fall 2018	Fall 2019	Fall 2020 Baseline	Fall 2021	Fall 2022	Fall 2023	Fall 2024	Fall 2023 Target
University of Kentucky								
Overall	22,188	22,276	22,246	21,928	22,767	23,971	25,586	23,000
URM	3,655	3,682	3,752	3,810	3,932	4,157	4,558	No Goal
Low-Income	5,154	5,068	4,750	4,642	4,929	5,391	N/A	
University of Louisville								
Overall	15,834	16,074	16,118	15,830	16,121	16,397	17,248	16,500
URM	3,644	3,772	4,065	4,128	4,578	4,930	5,358	No Goal
Low-Income	4,599	4,594	4,426	4,565	4,595	4,963	N/A	
KCTCS								
Overall	77,809	78,484	70,233	69,978	73,956	78,771	84,122	74,517
URM	12,329	13,126	12,371	12,931	14,099	15,643	17,727	No Goal
Low-Income	30,413	29,700	26,532	25,463	25,254	27,141	N/A	
Statewide (4-Yr. Publics)								
Overall	99,822	98,185	96,101	93,343	93,926	95,472	99,233	129,981
URM	15,603	15,998	16,791	16,849	17,420	18,380	19,824	No Goal
Low-Income	29,655	28,586	27,367	26,627	26,419	28,266	N/A	

Source: Kentucky Postsecondary Education Data System (KPEDS)

Highlights

- Total undergraduate enrollment at public universities increased 3.9% over the previous year, from 95,472 in fall 2023 to 99,233 in fall 2024. Enrollment at KCTCS rose 6.8%, from 78,771 in fall 2023 to 84,122 in fall 2024.
- URM undergraduate enrollment at KCTCS and public universities increased 13.3% and 7.9%, respectively, from the previous year. Enrollment numbers for low-income students in fall 2024 are not yet available.
- Every public university except WKU experienced enrollment gains in fall 2024, lead by KSU with a 25.0% increase, UK with a 6.7% increase, EKU with a 5.7% increase and UofL with a 5.2% increase.

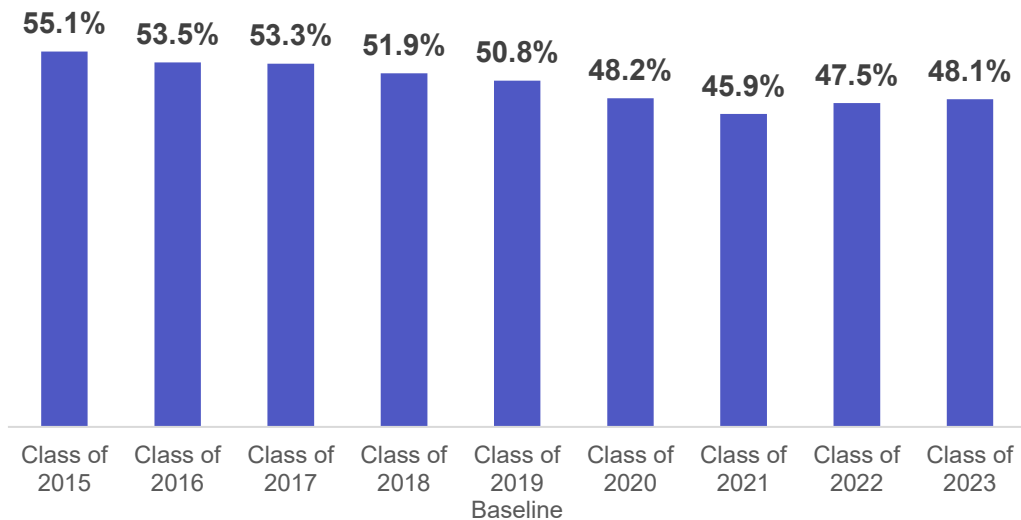


TRANSITIONS

Key Performance Indicator

Immediate College-Going Rate, In-state Only


The immediate college-going rate is the percentage of recent Kentucky high school graduates who attend any in-state postsecondary institution in the summer, fall or spring following high school graduation. The year corresponds to the first year of postsecondary enrollment (i.e., 48.1% of students who graduated high school in 2023 were enrolled in college the following academic year (2023-24).



Source: Kentucky Center for Statistics (KYSTATS)

Students underrepresented in college enroll at lower rates.

Overall, **48.1%** of Kentucky's high school class of 2023 went directly to an in-state college, but college going varied by race, ethnicity, gender and income.



Source: Kentucky High School Feedback Report, Kentucky Center for Statistics (KYSTATS)



STRATEGIC PRIORITY: SUCCESS

Kentucky will ensure more students earn high-quality degrees and credentials.



SUCCESS

State-Led Initiatives

CPE promotes high-impact practices that research has proven to be effective in increasing student persistence and completion. Staff works with campuses to implement both academic and non-academic policies and services to support holistic student development and workforce readiness.

■ **Kentucky Student Success Collaborative (KYSSC):**

KYSSC is a unit of CPE funded by a grant from the James Graham Brown Foundation. KYSSC leads strategy development and implementation for admissions redesign, transfer partnerships, gateway course success, student basic needs, mental health and adult attainment. For each priority, KYSSC facilitates communities of practice to provide professional development, foster cross-institutional and community collaboration and drive continuous improvement of promising and best-practice implementation. In September 2024, KYSSC launched the Kentucky Leadership exChange, a professional development program to train campuses to lead student-centered change. KYSSC also promotes resource sharing through the Impact exChange, an online platform for faculty and practitioners.

■ **Student Basic Needs:** In partnership with the Cabinet for Health and Family Services (CHFS), Kynectors have been placed at all KCTCS campuses and are actively helping students meet their basic needs by accessing federal, state and community resources. Planning is underway to extend Kynector coverage to Kentucky's public universities, with targeted onboarding and technical assistance provided to institutional partners throughout the summer and fall of 2025. KYSSC was selected to represent Kentucky in the inaugural SHEEO Basic Needs Academy, a national initiative that supports state systems in advancing student basic needs policy and infrastructure.

■ **Improving Transfer:** In 2024, KYSSC expanded its capacity to lead transfer partnership work by hiring a transfer strategy lead and five part-time senior fellows, as well as establishing a transfer guiding team comprised of KCTCS and university partners. Key initiatives include the development of a transfer data dashboard, a student voice research project to explore barriers to transfer, the launch of a transfer community of practice and expansion of transfer improvement communities.

■ **Gateways to Opportunity:** CPE and KYSSC released a report on actions taken to improve the corequisite developmental education model and ensure it works equally well for all students. Current priorities include the

development of a dashboard to track disaggregated data on student enrollment and success in gateway courses and facilitating a related community of practice.

■ **2024 Student Success Summit:** The 14th annual Kentucky Student Success Summit was held February 10-11, 2025, at the University of Kentucky Gatton Student Center. The theme was "Transformational Leadership." While inclement weather derailed programming on day two, those sessions were provided at a later date by webinar format to all registrants. Over 470 faculty, staff and administrators from Kentucky's public and private colleges attended the convening.

■ **Mental Health & Suicide Prevention:** In February 2025, KYSSC released the statewide mental health strategy, marking a significant milestone in Kentucky's commitment to supporting student mental wellness. KYSSC hosted its second statewide Mental Health Convening in May 2025, bringing together a diverse group of practitioners, educators and decision-makers from across the Commonwealth. Over 70 campus partners engaged in collaborative planning, shared promising practices and began shaping institution-specific and system-level approaches to advance mental health outcomes for all students.

■ **Focus on Adult Learners:** In October 2024, the KYSSC hosted an Adult Attainment Convening welcoming 200+ partners from across the state to discuss common priorities and challenges to support adult learner degree completion. Additionally, CPE teamed up with Ithaka S+R, a non-profit educational research and consulting organization, to identify and reduce barriers that prevent adults from completing a postsecondary credential.

■ **Kentucky Faculty Leadership Academy:** The inaugural cohort of 25 participants from community and technical colleges and universities met from October 2024 through May 2025. These full-time, mid-career faculty worked with campus mentors and CPE staff to gain a deeper understanding of not only what leadership entails, but also their institutions' place within state and national postsecondary landscapes.

■ **Kentucky Graduate Profile:** The Graduate Profile is the state's higher education learning framework identifying 10 essential skills for undergraduate mastery. Mini-grants were awarded to institutions to assist with full implementation of Graduate Profile-related work by the end of academic year 2027-28.



SUCCESS

Key Performance Indicator

Undergraduate Degrees & Credentials

Degrees and credentials awarded is the key indicator most directly tied to Kentucky's 2030 educational attainment goal. For KCTCS institutions, the measure captures the total number of diplomas, certificates and associate degrees awarded in an academic year. If a student received more than one credential in an academic year, all awards are counted. For public universities, the measure includes bachelor's degrees only (again, if a student earned multiple degrees, all are counted).

INSTITUTION	2018-19	2019-20	2020-21 Baseline	2021-22	2022-23	2023-24	2023-24 Target
Eastern Kentucky University							
Overall	2,690	2,634	2,406	2,426	2,264	2,199	2,500
URM*	249	284	262	278	310	321	275
Low-Income	1,327	1,360	1,249	1,220	1,171	1,123	1,300
Kentucky State University							
Overall	212	137	154	150	153	291	166
URM	157	105	124	119	130	254	135
Low-Income	158	103	111	115	115	223	121
Morehead State University							
Overall	1,260	1,139	1,153	1,102	992	940	1,200
URM	101	73	70	109	79	73	73
Low-Income	708	634	669	620	584	532	696
Murray State University							
Overall	1,577	1,659	1,614	1,480	1,603	1,561	1,675
URM	144	183	146	155	142	150	151
Low-Income	680	753	737	669	703	659	763
Northern Kentucky University							
Overall	2,134	2,222	2,223	2,076	1,962	1,931	2,300
URM	256	253	304	279	244	243	315
Low-Income	954	947	986	892	800	764	1,021
Western Kentucky University							
Overall	2,984	3,042	2,843	2,794	2,526	2,735	3,000
URM	383	386	388	348	393	419	414
Low-Income	1,298	1,339	1,270	1,211	1,074	1,228	1,341

*Underrepresented minority students (URM) include Black, American Indian or Alaskan Native, Hispanic or Latino, Native Hawaiian or Other Pacific Islander, and two or more races. Low-income students are Pell grant recipients during their year of entry.



SUCCESS

Key Performance Indicator

Undergraduate Degrees & Credentials, continued

INSTITUTION	2018-19	2019-20	2020-21 Baseline	2021-22	2022-23	2023-24	2023-24 Target
University of Kentucky							
Overall	5,105	5,202	5,011	5,062	5,238	5,055	5,406
URM	740	777	734	723	800	781	792
Low-Income	1,501	1,499	1,452	1,507	1,441	1,427	1,581
University of Louisville							
Overall	3,049	3,112	2,991	2,923	2,938	2,787	3,200
URM	553	646	644	620	714	666	689
Low-Income	1,200	1,232	1,204	1,217	1,242	1,156	1,288
KCTCS							
Overall	37,128	39,291	39,458	38,090	39,920	42,910	41,600
URM	4,367	4,679	4,878	5,205	5,897	6,870	5,263
Low-Income	22,733	23,982	23,784	22,641	23,053	24,369	25,020
Statewide (Public Universities)							
Overall	19,011	19,147	18,395	18,013	17,676	17,499	19,477
URM	2,583	2,707	2,672	2,631	2,812	2,907	2,823
Low-Income	7,826	7,867	7,678	7,451	7,127	7,112	8,111

Source: Kentucky Postsecondary Education Data System (KPEDS)

Highlights

- Total bachelor's degrees awarded by public universities in 2023-24 fell 1.0% over the previous year, from 17,676 to 17,499, missing the 2023-24 target by 1,978 degrees. Undergraduate degrees awarded to underrepresented minority (URM) students at public universities increased by 3.4%, exceeding the 2023-24 target by 84 degrees. Undergraduate degrees awarded to low-income students decreased slightly over the same period (0.2%), missing the target by 999 degrees.
- The number of credentials awarded increased across all categories at KCTCS from 2022-23 to 2023-24. Overall credentials were up 7.5%, credentials awarded to URM students were up 16.5% and credentials awarded to low-income students were up 5.7%.
- Only KSU and WKU increased bachelor's degree production in 2023-24, up 90.2% and 8.3%, respectively. Morehead was down 5.2%, UofL was down 5.1%, UK was down 3.5%, EKU was down 2.9%, Murray was down 2.6% and NKU was down 1.6%.
- None of the public universities met their overall degree targets for 2023-24. KCTCS surpassed its degree and credential targets for all students and URM students, but missed its low-income target by 651 credentials.



SUCCESS

Key Performance Indicator

Graduation Rate

Three-year graduation rate is the indicator public community and technical colleges report to the United States Department of Education through the Integrated Postsecondary Education Data System (IPEDS). This measure reflects the percentage of first-time, full-time associate or credential-seeking students entering in the fall semester who graduate with an associate degree or credential within three years of entry, or 150% of the normal time frame. A six-year graduation rate is reported to IPEDS by public universities and reflects the percentage of first-time, full-time degree-seeking students who receive a bachelor's degree within six years of entry, or 150% of the normal time frame. As with the three-year rate, part-time and transfer students are excluded from the cohort, as are students who begin in the spring semester. Despite these limitations, graduation rates are a useful way to compare the success of public institutions across the country in fulfilling their core undergraduate mission - ensuring students complete a credential in a timely manner.

INSTITUTION	2018-19	2019-20	2020-21 Baseline	2021-22	2022-23	2023-24	2023-24 Target
Eastern Kentucky University							
Overall	50.0%	52.3%	52.3%	53.5%	55.0%	54.7%	56.0%
URM*	34.0%	38.2%	38.3%	40.5%	45.9%	37.0%	42.3%
Low-Income	38.3%	43.4%	44.0%	44.4%	45.3%	46.4%	48.0%
Kentucky State University							
Overall	25.8%	30.3%	38.2%	33.3%	28.4%	34.8%	40.0%
URM	24.2%	27.3%	41.1%	32.7%	27.7%	34.3%	33.0%
Low-Income	21.5%	29.2%	37.3%	34.2%	26.4%	31.1%	34.3%
Morehead State University							
Overall	45.9%	42.6%	44.7%	49.0%	49.3%	52.4%	48.5%
URM	43.4%	34.4%	33.1%	38.2%	41.0%	41.7%	36.9%
Low-Income	36.9%	32.9%	35.6%	39.0%	41.9%	45.9%	39.4%
Murray State University							
Overall	54.6%	53.1%	56.0%	61.7%	62.8%	64.0%	60.0%
URM	37.2%	33.3%	39.9%	47.6%	48.8%	49.3%	44.9%
Low-Income	38.6%	40.3%	41.3%	53.7%	50.9%	53.3%	46.3%
Northern Kentucky University							
Overall	47.7%	48.2%	49.7%	51.7%	49.5%	54.1%	54.0%
URM	38.0%	39.8%	41.1%	43.9%	39.3%	47.0%	45.9%
Low-Income	36.7%	36.4%	36.9%	38.3%	38.4%	45.6%	41.7%
Western Kentucky University							
Overall	51.6%	55.1%	57.4%	54.0%	56.1%	57.9%	59.0%
URM	34.7%	36.9%	40.7%	33.3%	36.1%	39.0%	43.0%
Low-Income	38.3%	41.5%	43.2%	40.4%	42.3%	45.1%	45.0%

*Underrepresented minority students (URM) include Black, American Indian or Alaskan Native, Hispanic or Latino, Native Hawaiian or Other Pacific Islander, and two or more races. Low-income students are Pell grant recipients during their year of entry.



SUCCESS

Key Performance Indicator

Graduation Rate, continued

INSTITUTION	2018-19	2019-20	2020-21 Baseline	2021-22	2022-23	2023-24	2023-24 Target
University of Kentucky							
Overall	66.1%	66.0%	67.9%	68.5%	69.7%	71.2%	70.0%
URM	56.0%	53.0%	58.2%	57.2%	54.9%	58.0%	60.6%
Low-Income	54.5%	52.9%	55.2%	54.3%	54.3%	56.9%	58.3%
University of Louisville							
Overall	58.6%	60.4%	61.6%	62.2%	59.9%	60.5%	63.0%
URM	54.3%	53.7%	53.9%	57.2%	51.6%	51.1%	56.3%
Low-Income	48.3%	50.3%	50.6%	52.6%	48.2%	51.6%	53.1%
KCTCS							
Overall	33.9%	36.3%	40.4%	41.5%	44.2%	47.2%	43.2%
URM	22.7%	24.3%	28.7%	29.7%	31.8%	40.0%	32.4%
Low-Income	31.5%	32.7%	37.9%	38.0%	41.4%	43.7%	40.9%
Statewide (Public Universities)							
Overall	54.9%	56.4%	58.2%	59.2%	59.9%	61.2%	60.0%
URM	43.4%	44.0%	48.3%	48.4%	45.9%	48.4%	51.7%
Low-Income	41.5%	43.1%	44.9%	46.1%	46.6%	49.2%	48.4%

Source: Kentucky Postsecondary Education Data System (KPEDS)

Highlights

- Overall, public universities increased the average six-year graduation rate by 1.3 percentage points, from 59.9% in 2022-23 to 61.2% in 2023-24, exceeding the 2023-24 target. The six-year graduation rate for low-income students increased by 2.6 percentage points, exceeding the target. The URM rate rose by 2.5 percentage points but fell shy of the target by 3.3 percentage points.
- KCTCS increased the average three-year graduation rate by 3 percentage points, from 44.2% in 2022-23 to 47.2% in 2023-24. The three-year graduation rate for URM students increased by 8.2 percentage points, while the rate for low-income students increased by 2.3 percentage points over the same period. KCTCS exceeded all of its 2023-24 graduation rate targets.
- All the public universities except EKU increased their graduation rate from the previous year. KSU was up 6.4 points, Morehead was up 3.1 points, Murray was up 1.2 points, NKU was up 4.6 points, WKU was up 1.8 points, UK was up 1.5 points and UofL was up six-tenths of a percentage point.
- Morehead, Murray, NKU and KCTCS surpassed all of their 2023-24 graduation rate targets. KSU achieved its target for URM students, WKU achieved its target for low-income students and UK achieved its overall graduation rate target, the first Kentucky public university to exceed 70%.



SUCCESS

Key Performance Indicator

Retention Rate

This indicator captures the percentage of first-time, degree- or credential-seeking students enrolled in the summer or fall of their first year who are still enrolled at the same institution the following fall, or, in the case of KCTCS students, have completed a credential. A high retention rate suggests that students are satisfied enough with their first-year experience to return for a second year. Student support services like advising, mentoring and financial aid are factors that can positively influence a school's retention rate.

INSTITUTION	2018-19	2019-20	2020-21 Baseline	2021-22	2022-23	2023-24	2023-24 Target
Eastern Kentucky University							
Overall	75.1%	79.5%	73.9%	77.0%	79.6%	76.9%	77.0%
URM*	65.5%	80.2%	70.3%	72.7%	78.5%	72.0%	73.6%
Low-Income	70.2%	76.7%	69.9%	72.6%	75.3%	72.8%	73.2%
Kentucky State University							
Overall	65.6%	78.5%	70.4%	52.9%	60.8%	63.2%	73.0%
URM	67.0%	78.1%	70.7%	53.8%	61.2%	64.5%	75.0%
Low-Income	69.5%	81.0%	73.5%	51.1%	60.6%	62.9%	75.0%
Morehead State University							
Overall	73.2%	75.8%	69.8%	68.3%	69.5%	65.0%	75.0%
URM	68.5%	71.1%	63.0%	57.3%	58.9%	62.4%	68.2%
Low-Income	67.3%	73.1%	67.3%	63.4%	66.1%	62.5%	72.5%
Murray State University							
Overall	79.3%	81.1%	74.7%	77.4%	76.1%	75.7%	81.0%
URM	70.4%	75.3%	60.0%	71.4%	64.8%	67.9%	67.3%
Low-Income	73.6%	72.1%	67.1%	68.9%	71.6%	67.8%	73.4%
Northern Kentucky University							
Overall	72.1%	74.5%	70.0%	77.5%	77.8%	75.4%	78.0%
URM	69.1%	69.0%	60.2%	74.2%	75.1%	67.8%	68.7%
Low-Income	65.6%	69.1%	61.6%	69.0%	74.6%	69.9%	70.1%
Western Kentucky University							
Overall	72.9%	76.8%	72.8%	76.6%	78.0%	78.3%	76.0%
URM	59.5%	73.0%	65.9%	72.8%	74.7%	71.2%	70.1%
Low-Income	64.7%	69.9%	65.8%	71.3%	69.8%	73.4%	70.0%

*Underrepresented minority students (URM) include Black, American Indian or Alaskan Native, Hispanic or Latino, Native Hawaiian or Other Pacific Islander, and two or more races. Low-income students are Pell grant recipients during their year of entry.



SUCCESS

Key Performance Indicator

Retention Rate, continued

INSTITUTION	2018-19	2019-20	2020-21 Baseline	2021-22	2022-23	2023-24	2023-24 Target
University of Kentucky							
Overall	85.0%	85.9%	85.7%	84.5%	86.7%	86.8%	87.0%
URM	78.5%	82.2%	79.8%	78.5%	81.1%	83.7%	81.7%
Low-Income	77.7%	81.2%	78.1%	77.8%	80.3%	81.2%	80.6%
University of Louisville							
Overall	80.1%	80.9%	76.6%	78.2%	80.5%	81.5%	83.0%
URM	75.4%	79.2%	74.3%	75.0%	77.3%	78.6%	81.3%
Low-Income	75.1%	78.0%	71.6%	72.2%	78.7%	77.9%	78.5%
KCTCS							
Overall	55.5%	57.1%	55.5%	57.3%	60.8%	61.9%	58.5%
URM	49.5%	50.9%	47.9%	51.8%	53.9%	57.0%	51.9%
Low-Income	54.5%	55.8%	55.3%	55.7%	58.4%	60.1%	58.5%
Statewide (Public Universities)							
Overall	78.2%	80.7%	76.9%	78.2%	80.7%	80.2%	80.0%
URM	71.5%	77.9%	71.5%	72.3%	75.7%	76.2%	76.6%
Low-Income	71.1%	75.5%	69.9%	70.7%	74.7%	73.9%	75.1%

Kentucky Postsecondary Education Data System (KPEDS)

Highlights

- First-year to second-year retention at public universities was down half a percentage point, from 80.7% in 2022-23 to 80.2% in 2023-24. Nevertheless, the 2023-24 target was achieved. The retention rate for URM students was up half a percentage point to 76.2%, just shy of the 76.6% target. The retention rate for low-income students fell eight-tenths of a percentage point, missing the 2023-24 target by 1.2 points.
- At KCTCS, retention increased 1.1 percentage points, from 60.8% in 2022-23 to 61.9% in 2023-24, exceeding the 2023-24 goal of 58.5%. Retention rates for URM and low-income students increased by 3.1 and 1.7 percentage points, respectively, surpassing the 2023-24 targets.
- Four public universities (KSU, WKU, UK, UofL) increased overall retention in 2023-24; of these, only WKU exceeded their 2023-24 target. ECU, Morehead, Murray and NKU experienced declines in their overall retention rate from last year.

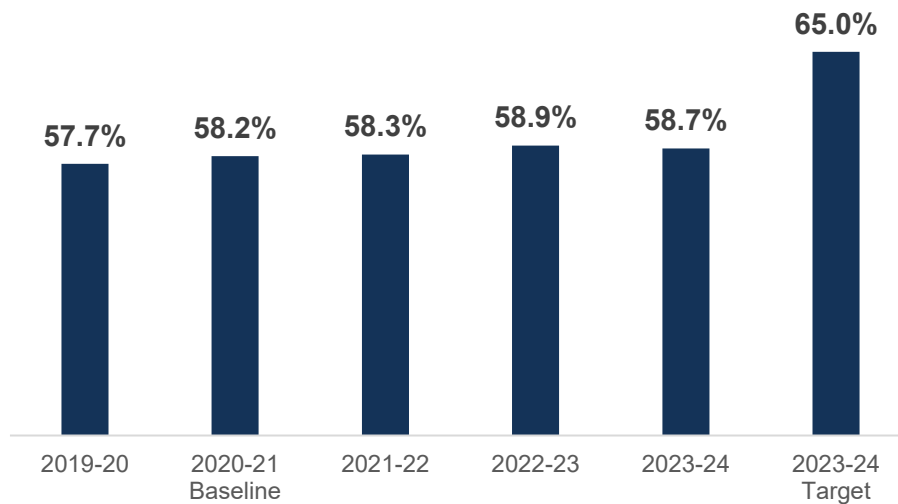


SUCCESS

Key Performance Indicator

2-Year to 4-Year Transfer

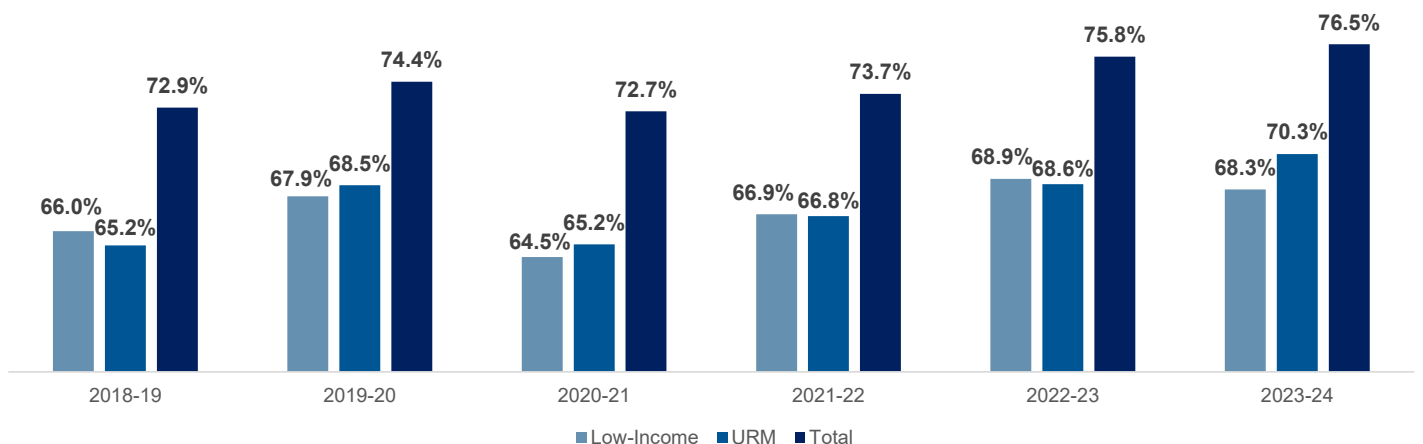
Part of KCTCS's core mission is providing general education requirements at an affordable price to students wishing to start at a community or technical college and transfer to a four-year program. This indicator measures the percentage of first-time, full-time credential-seeking students entering KCTCS in the fall semester who earn an AA or AS degree and transfer to any in-state, four-year public or private institution within the next academic year. The transfer rate fell two-tenths of a percentage point to 58.7% from the previous year, missing the 2023-24 target by 6.3 points.



Source: Kentucky Postsecondary Education Data System (KPEDS).

Persistence Rate

Persistence rate is a statewide indicator that examines the percentage of first-time, credential-seeking students enrolled in a public or independent postsecondary institution in the summer or fall who are still enrolled the following fall at any in-state postsecondary institution, or, in the case of KCTCS students, have completed a credential. The persistence rate provides a more complete understanding of whether students are still enrolled in postsecondary education than the retention rate, which only examines whether students are still enrolled at their native institution. Average persistence rate increased by seven-tenths of a percentage point in 2023-24, exceeding the 2023-24 target of 75%.



Source: Kentucky Postsecondary Education Data System (KPEDS). Underrepresented minority students (URM) include Black, American Indian or Alaskan Native, Hispanic or Latino, Native Hawaiian or Other Pacific Islander, and two or more races. Low-income students are Pell grant recipients during their year of entry.



STRATEGIC PRIORITY: TALENT

Kentucky will increase talent and innovation to support our communities, employers and economy.



TALENT

State-Led Initiatives

A primary purpose of postsecondary education is to produce adaptive, highly skilled workers to fuel the economy. CPE collaborates with government, education and workforce partners to ensure Kentucky's graduates earn high-value credentials that lead to professional employment opportunities.

- **Healthcare Workforce Collaboratory:** On October 30, 180 participants from across healthcare and education sectors, including providers, educators, policymakers and industry leaders, attended the collaboratory. The conference was focused on tackling workforce shortages, strengthening public-private partnerships and exchanging best practices in healthcare training and retention.
- **Healthcare Workforce Investment Fund (HWIF):** The HWIF matches private donations with public funding to increase Kentucky's pipeline of healthcare practitioners. During its first year, 46 healthcare partnership proposals were awarded funding, totaling a public/private investment of \$13.3M. A total of 27 healthcare partners invested in a HWIF partnership, and 35 healthcare training programs across 21 institutions/training sites were awarded funds. The awarded funds will provide full-tuition scholarships for one or two years to an estimated 794 Kentucky students. Additionally, CPE was able to provide a \$150,000 incentive award to ECU's school of nursing, with the private portion (\$75,000) donated by Humana.
- **Healthcare Summer Bridge Grants:** CPE awarded a total of \$473,501 in seed grants to public and private universities to support summer bridge programs. These grants, up to \$56,300 each, helped institutions develop or expand summer programs to introduce high school students to healthcare careers and related postsecondary education opportunities.
- **Aerospace, Aviation and Defense Investment Fund:** The AERO Act is a new statute that facilitates public-private partnerships to address workforce development challenges in Kentucky's aerospace, aviation and defense sectors. Administered by CPE, the fund accepts donations, and requires all donations be matched, dollar for dollar, by General Fund disbursements. The fund supports student scholarships and equipment for programs to meet emerging workforce demands.
- **Kentucky Community Learning Network:** CPE is leading the transition of Department for Community-Based Services (DCBS) training from Eastern Kentucky University to a consortium of regional institutions: Morehead State University, Northern Kentucky University, and Brescia University. In the interim, CPE will provide governance, financial oversight, curriculum modernization and institutional coordination, supporting over 5,000 DCBS employees and affiliated partners like foster parents and kinship caregivers. The program delivers training across virtual, hybrid and in-person formats, emphasizing regulatory compliance, adult learning best practices and workforce readiness. Training content includes over 400 specialized courses tailored to family support and protection services.
- **Kentucky Opioid Abatement Grant:** The Collegiate Recovery Resource Center (CRRRC) program, led by CPE and funded by the Kentucky Opioid Abatement Advisory Commission, is a statewide initiative to expand recovery support services on college campuses. Beginning July 1, 2025, the program will fund up to five public colleges or universities to establish campus-based CRRRCs serving students in recovery from substance-use disorders. Each CRRRC will provide trauma-informed peer recovery support, academic navigation and workforce readiness services through a dedicated physical space and campus coordinator. This funding is awarded through the Opioid Abatement Grant Division and totals \$500,000.
- **Heroes to Healers (H2H):** Authorized under Kentucky HB 303, CPE oversees H2H, which transitions military-trained healthcare personnel into Kentucky's civilian healthcare workforce. The program requires KCTCS to develop academic career pathways and bridge programs that award academic credit for military medical experience toward licensure and certification in civilian healthcare roles.
- **Artificial Intelligence (AI) Grant:** CPE, in partnership with the University of Kentucky, is leading a statewide initiative to expand artificial intelligence (AI) research capacity among new and emerging researchers, particularly in rural-serving and minority-serving institutions. Supported by the National Science Foundation, this effort focuses on increasing access to the National Artificial Intelligence Research Resource Pilot, building institutional readiness, and fostering a sustainable AI ecosystem in Kentucky. CPE's role includes coordinating faculty engagement, hosting regional AI training workshops and establishing a Research Coordination Network to support cross-institutional collaboration.

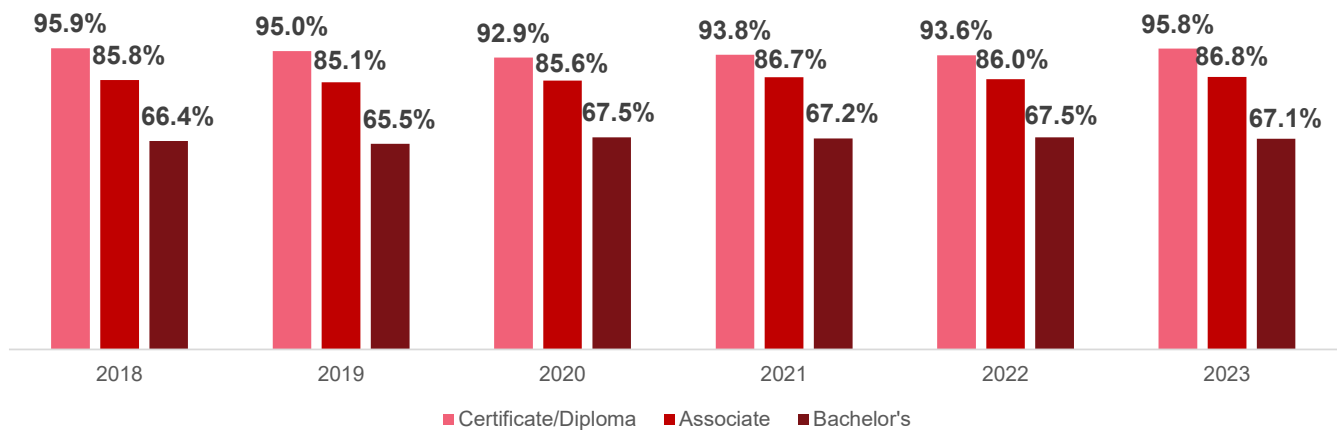


TALENT

Key Performance Indicator

Graduates Working or Pursuing More Education

This indicator tracks the percentage of certificate, associate and bachelor's degree graduates working in Kentucky or pursuing additional education one year following graduation. Working status is determined by Kentucky wage records. Percentages for reporting year 2023 represent the percent of 2023 college graduates who were employed or seeking advanced degrees in 2024. Data needed to calculate these percentages are not available until the spring of 2025, which accounts for the lag time in reporting.



Source: Kentucky Center for Statistics (KYSTATS)

Median Annual Wages After Graduation in Kentucky

	Cert. Grads	Associate Grads	Bachelor's Grads	Master's Grads
3 Years Out:	\$28,017	\$42,840	\$43,976	\$61,153
5 Years Out:	\$30,303	\$45,899	\$49,407	\$63,828
10 Years Out:	\$35,457	\$52,359	\$59,863	\$68,937



Source: 2024 KY Postsecondary Feedback Report, Kentucky Center for Statistics (KYS)



TALENT

Key Performance Indicator

Graduate & Professional Degrees

Although graduate degree production does not assist Kentucky in meeting its educational attainment goal, it does prepare Kentuckians to work in high-demand occupations like engineering, medicine, law and business management, helping the state meet workforce demands in critical areas. Graduate and professional degrees include the following categories: master's, specialist, doctoral - research/scholarship, doctoral - professional practice and doctoral - other. Targets were not established for URM populations, but progress is monitored. CPE does not collect financial aid data for graduate students, so low-income degrees are not available.

INSTITUTION	2018-19	2019-20	2020-21 Baseline	2021-22	2022-23	2023-24	2023-24 Target
Eastern Kentucky University							
Overall	926	862	827	825	818	814	900
URM*	78	80	98	120	109	119	No Goal
Kentucky State University							
Overall	51	30	29	37	49	30	50
URM	17	9	13	16	24	17	No Goal
Morehead State University							
Overall	312	293	237	247	203	174	250
URM	19	35	23	21	20	11	No Goal
Murray State University							
Overall	470	500	623	610	672	718	680
URM	32	41	53	63	76	80	No Goal
Northern Kentucky University							
Overall	617	717	1,218	1,485	1,659	1,808	1,300
URM	72	105	151	215	293	317	No Goal
Western Kentucky University							
Overall	834	868	796	791	762	767	825
URM	119	107	120	112	113	125	No Goal

*Underrepresented minority students (URM) include Black, American Indian or Alaskan Native, Hispanic or Latino, Native Hawaiian or Other Pacific Islander, and two or more races. Low-income students are Pell grant recipients during their year of entry.



TALENT

Key Performance Indicator

INSTITUTION	2018-19	2019-20	2020-21 Baseline	2021-22	2022-23	2023-24	2023-24 Target
University of Kentucky							
Overall	2,212	2,244	2,182	2,509	2,961	3,042	2,300
URM	220	237	277	323	405	490	No Goal
University of Louisville							
Overall	1,992	1,945	2,077	2,269	2,336	2,237	2,150
URM	323	327	364	503	485	522	No Goal
Statewide (Public Universities)							
Overall	7,414	7,459	7,989	8,773	9,460	9,590	8,455
URM	880	941	1,099	1,373	1,525	1,681	No Goal

Source: Kentucky Postsecondary Education Data System (KPEDS)

Highlights

- Public universities increased graduate degree production by 1.4%, from 9,460 in 2022-23 to 9,590 in 2023-24, exceeding the statewide target. Graduate degrees awarded to URM students also increased by 10.2%. Institutions do not collect financial aid data for graduate students, so degrees awarded to low-income students are not available.
- Four of the eight public universities awarded more graduate degrees in 2023-24 than in the previous year: Murray (up 6.8%), NKU (up 9.0%), UK (up 2.7%) and WKU (up 0.7%). Of these, Murray, NKU and UK achieved their 2023-24 targets.
- Four public universities experienced declines in graduate degree production: ECU (down 0.5%), KSU (down 38.8%), Morehead (down 14.3%) and UofL (down 4.2%). Despite declining, UofL still surpassed its 2023-24 degree target by 87 degrees.

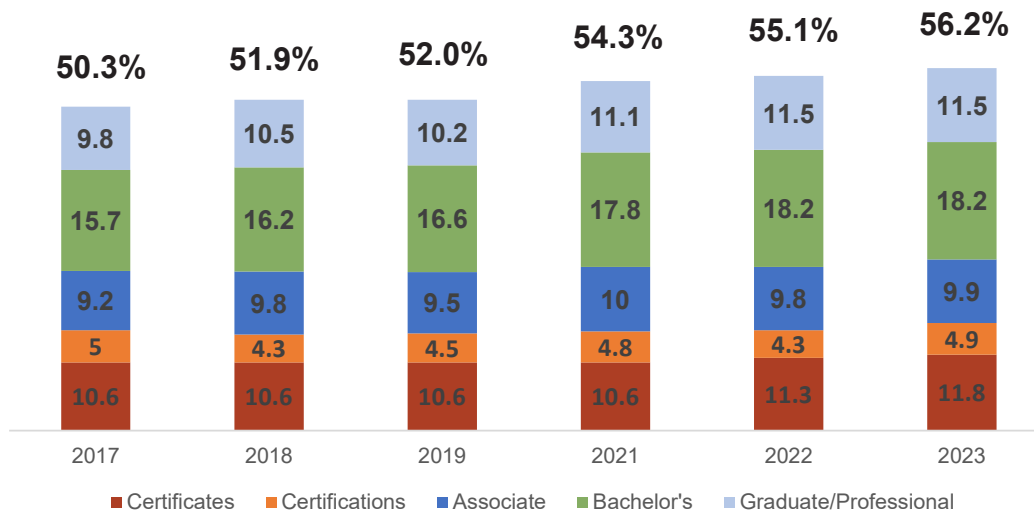


TALENT

Key Performance Indicator

Statewide Educational Attainment Rate

Once a leader in educational attainment beyond high school, the U.S. has fallen behind other industrialized nations in the percentage of adults with a postsecondary credential. When Lumina Foundation established a goal for 60% of Americans to have a certificate or degree by the year 2025, many states followed suit with their own attainment goal. Kentucky's goal is to increase postsecondary attainment among 25-64 year olds to 60% by the year 2030.



Source: Kentucky Postsecondary Education Data System using annual data from the American Community Survey (ACS), Kentucky Unemployment Insurance Data and the Current Population Survey.

Kentucky Educational Attainment versus the Nation



Associate Degree	9.9%	9.1%
Bachelor's Degree	18.2%	23.4%
Graduate Degree	11.5%	14.6%



STRATEGIC PRIORITY: VALUE

Kentucky will improve public understanding that postsecondary education is key to greater opportunity and economic growth.



VALUE

State-Led Initiatives

People are increasingly questioning the value of higher education, despite numerous studies showing that college graduates earn higher salaries, enjoy better health and are much less likely to be unemployed or on public assistance. CPE is committed to increasing higher education's value proposition through public awareness and education efforts and other statewide activities.

- **Legislative Outreach:** President Thompson and his leadership staff engaged in numerous conversations with the Governor, executive branch staff, legislators, legislative staff and members of state and federal education organizations on issues affecting higher education in Kentucky. Additionally, throughout the 2025 legislative session, CPE served as a key resource to legislators and LRC staff on several bills, including Senate Bill 77, a bill that opens up opportunity for comprehensive universities to offer certain doctoral degrees, provided they meet established criteria and financial benchmarks outlined in the legislation. After the 2025 session, CPE staff worked with campus presidents and chief budget officers to identify high-priority funding components and request amounts for the upcoming biennium, including additional appropriations for campus operations, the Postsecondary Education Performance Fund (PEPF) and capital investment priorities, such as new capital construction projects and asset preservation. The list of budget priorities was developed at the request of leadership in the General Assembly.
- **Community Outreach:** President Thompson and CPE leadership have engaged in numerous meetings and events across the state to champion the value of higher education and gain firsthand insights into evolving workforce needs. These efforts are expanding CPE's visibility and impact and strengthening strategic partnerships with workforce leaders, community organizations, philanthropic groups and local governments.
- **Social Media and Digital Outreach:** CPE's expanding digital presence, driven by the social media accounts of CPE and President Thompson, continues to elevate the Higher Education Matters message and strategically promote the work of CPE. Engagement rates across platforms consistently outperform industry benchmarks for both government and higher education, reflecting a highly effective outreach strategy. A cornerstone of this effort is the weekly #KYHigherEdMatters infographic, which delivers timely, data-driven insights on state and national higher education trends. This content reaches nearly 6,000 email subscribers and 7,000 social media followers through CPE channels, with additional amplification to over 10,000 users via President Thompson's accounts.
- **News Coverage and Speaking Engagements:** President Thompson and senior leadership staff have been prominently featured in high-profile stories across both state and national media platforms. Additionally, agency staff have served as featured speakers and expert panelists at major state and national conferences and events this past year, further elevating the agency's visibility and influence. CPE staff presented at the SHEEO annual convening, Complete College America's annual convening and the National Alliance of Concurrent Enrollment Partnerships' summit for dual credit programs, among others.
- **Research and Publications:** CPE released several key research reports this year, including a study on undergraduate student debt and the annual progress report. In partnership with the University of Kentucky's Center for Business and Economic Research, CPE released a comprehensive return on investment report focusing on the economic benefits of Kentucky's higher education investments for students and the state. These publications continue to solidify CPE's reputation as a trusted and reliable provider of higher education content.
- **External Funding:** CPE's reputation as an organization that creates value is corroborated by an increase in external funding in recent years. Grants from the James Graham Brown Foundation, ECMC Foundation, Lumina Foundation, Save the Children, Kentucky Cabinet for Health and Family Services, Kentucky Education and Labor Cabinet and NASH enhance CPE's ability to affect change in Kentucky higher education. In total, CPE has been entrusted with several multi-year grants from national, state and community organizations totaling over \$36 million.

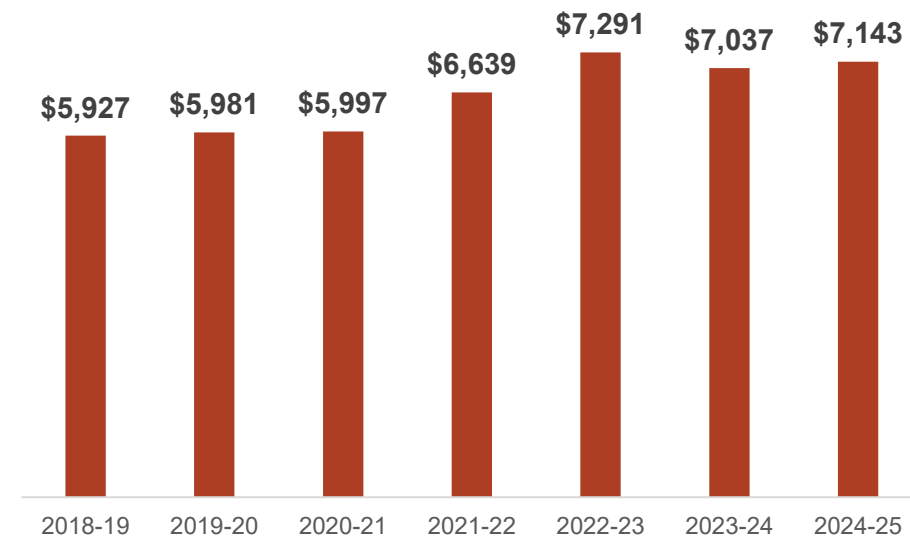


VALUE

Key Performance Indicator

Net General Fund Appropriations per Full-Time Equivalent (FTE) Student

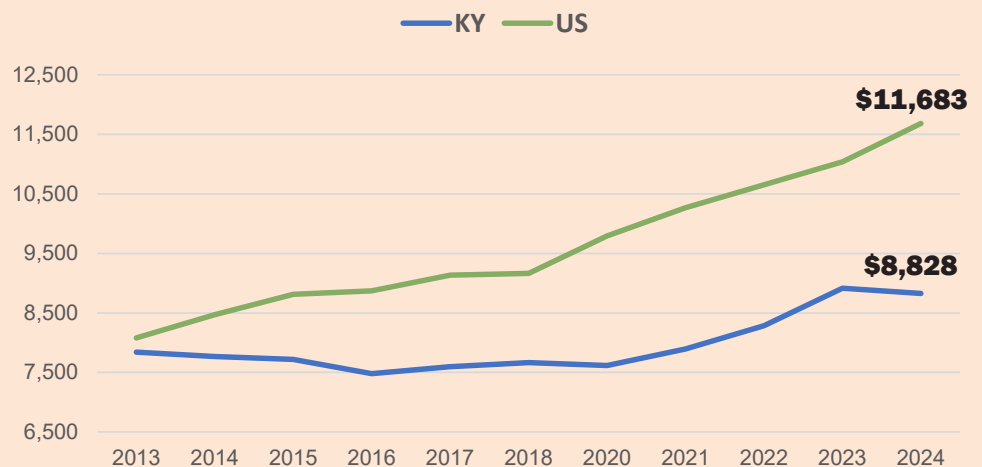
This indicator looks at funding for public in-state postsecondary institutions per full-time equivalent (FTE) student. Unlike the figure reported by SHEEO in its “State Higher Education Finance Report,” this calculation does not include state financial aid provided directly to students or state monies allocated for debt service. Net General Fund appropriations per FTE student in 2024-25 increased 1.5% from the previous year.



Source: Kentucky Postsecondary Education Data System (KPEDS)

Per Student State Higher Education Appropriations Over Time

Because colleges and universities can raise revenue by increasing tuition, higher education typically experiences cuts when budgets are tight. Nationally, higher education funding per full-time equivalent student fell dramatically during the Great Recession of 2008, but by 2013, most states had begun reinvesting in higher education. Kentucky's state appropriations per FTE has only recently begun to rebound; as a result, funding is about 76% of the U.S. average.



Source: SHEEO, “State Higher Education Finance Report,” 2024.



AIKCU DATA

Association of Independent KY Colleges & Universities

The Association of Independent Kentucky Colleges and Universities serves as the voice of Kentucky's private, nonprofit, four-year colleges and universities. AIKCU's 18 member institutions serve nearly 60,000 students and play a critical role in Kentucky's postsecondary education system, awarding over 15,000 degrees annually. AIKCU institutions are accredited by the Southern Association of Colleges and Schools Commission on Colleges and licensed by the Council on Postsecondary Education.

METRIC	2015-16 Baseline	2016-17	2017-18	2018-19	2019-20	2020-21	2021-22	2022-23	2023-24	2024-25
Fall Total Headcount Enrollment										
Undergraduate	27,598	27,831	28,626	29,833	31,066	30,931	30,700	31,232	32,986	34,200
Graduate	8,320	10,491	15,532	22,346	25,222	26,336	24,650	23,171	26,042	25,219
Six-Year Graduation Rate										
Overall	47.4%	48.1%	49.0%	51.3%	50.8%	51.2%	49.6%	51.0%	50.9%	NA
URM	32.4%	32.9%	34.6%	39.2%	37.1%	39.6%	36.5%	44.3%	40.5%	NA
1st Year to 2nd Year Retention										
Overall	67.6%	68.4%	69.7%	69.7%	71.3%	64.5%	70.1%	69.0%	68.0%	NA
URM	63.5%	60.4%	65.6%	67.4%	67.2%	58.1%	65.6%	63.0%	64.9%	NA
Degrees Awarded										
Bachelor's - Total	4,704	4,570	4,557	4,716	4,718	5,028	5,161	5,252	5,597	NA
Bachelor's - URM	577	519	546	570	633	701	721	767	801	NA
Bachelor's - STEM	1,169	1,187	1,176	1,275	1,301	1,386	1,278	1,292	1,301	NA
Graduate Degrees	2,864	3,253	4,150	5,891	8,348	7,739	8,487	7,925	9,435	NA

Source: Kentucky Postsecondary Education Data System (KPEDS)

AIKCU Member Institutions

- Alice Lloyd College, Pippa Passes
- Asbury University, Wilmore
- Bellarmine University, Louisville
- Berea College, Berea
- Brescia University, Owensboro
- Campbellsville University, Campbellsville
- Centre College, Danville
- Georgetown College, Georgetown
- Kentucky Christian University, Grayson

- Kentucky Wesleyan College, Owensboro
- Lindsey Wilson College, Columbia
- Midway University, Midway
- Spalding University, Louisville
- Thomas More University, Crestview Hills
- Transylvania University, Lexington
- Union Commonwealth University, Barbourville
- University of Pikeville, Pikeville
- University of the Cumberlands, Williamsburg



100 Airport Road, 2nd Floor
Frankfort, KY 40601
Ph: (502) 573-1555
cpe.ky.gov

Printed with state funds
June 2025

The Council does not discriminate on the basis of race, color, national origin, sex, religion, age, or disability in employment or the provision of services, and provides, upon request, reasonable accommodation, including auxiliary aids and services necessary to afford individuals with disabilities an equal opportunity to participate in all programs and activities.



2022-30 STATEWIDE STRATEGIC AGENDA

INSTITUTIONAL UPDATE

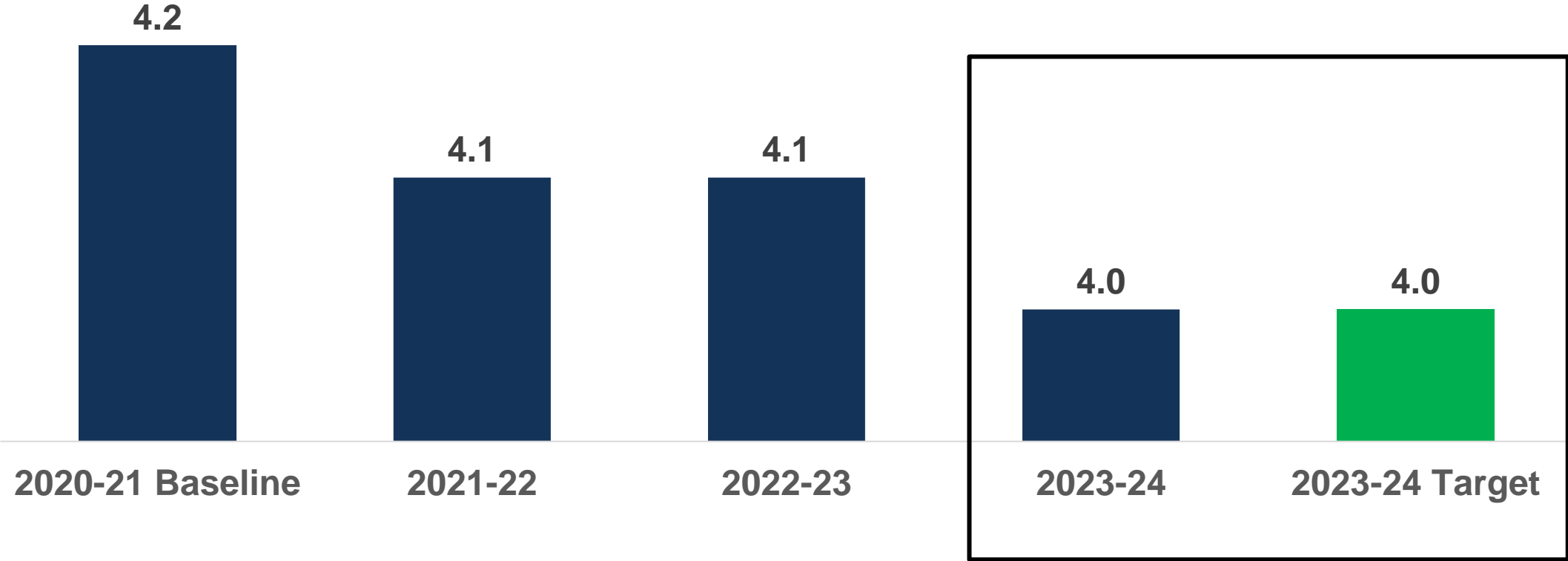
Eastern Kentucky
University

June 13, 2025



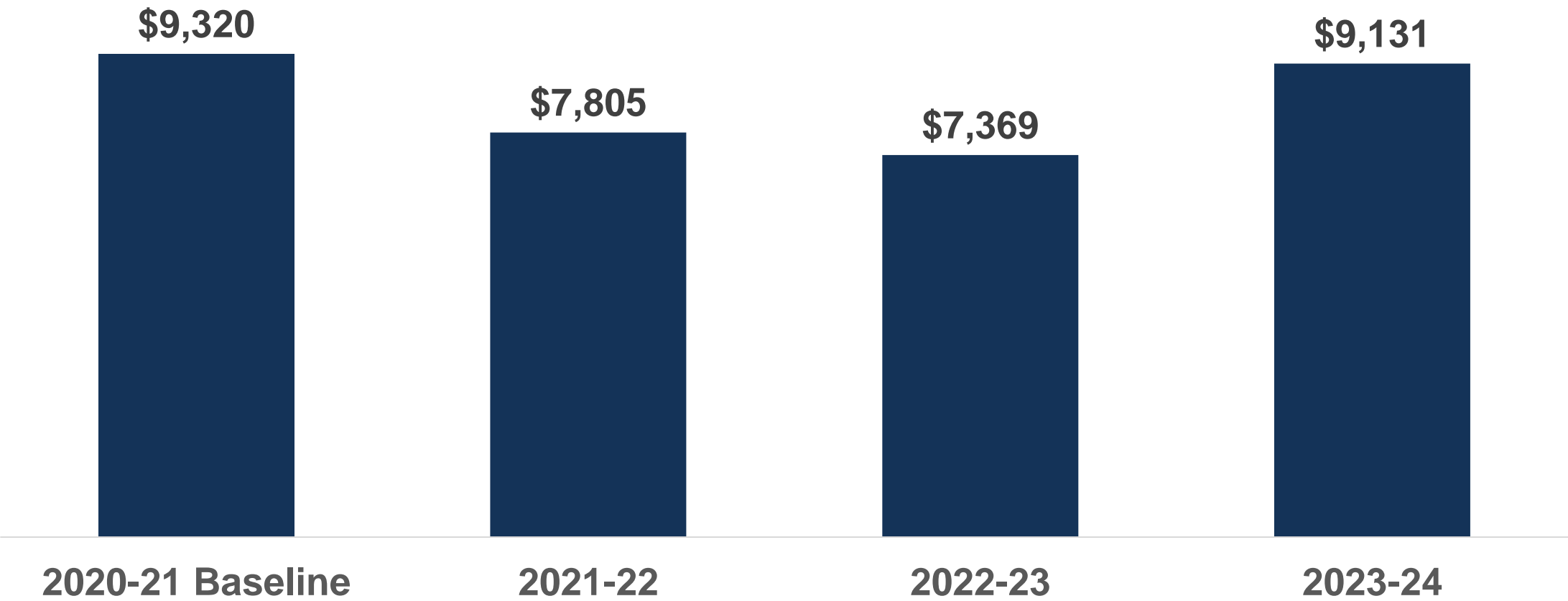
KEY PERFORMANCE INDICATORS -- AFFORDABILITY

Time to Degree: Average number of academic years students are enrolled prior to undergraduate degree completion



KEY PERFORMANCE INDICATORS -- AFFORDABILITY

Unmet Need: Average amount students must pay out-of-pocket after all financial aid and expected family contributions.



EKU'S KEY STRATEGIES ON AFFORDABILITY



Affordability

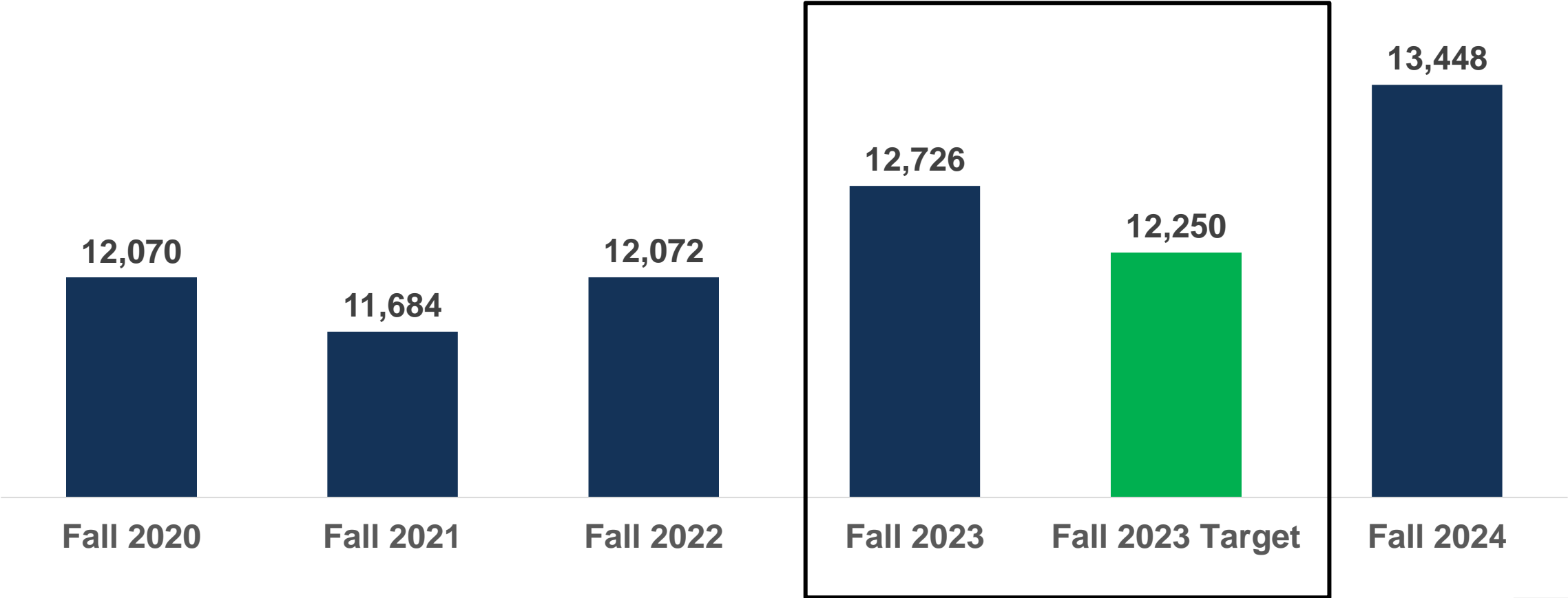
- Although we increased Institutional Aid, we distributed it to more students resulting in a lower average IA amount per student.
- Cost Of Attendance
 - FY 22-23: \$23,930
 - FY 23-24: \$26,036 (tuition & fees only increased \$306, remainder due to contractual increases in housing and dining, and increases in transportation and personal costs to reflect market)

Time to Degree


- Consistent promotion of 15 to Finish (15 SCH in 8 semesters)
- Examination of four-year curriculum plans as part of Program Review

KEY PERFORMANCE INDICATORS -- TRANSITIONS

Undergraduate Enrollment: Total unduplicated number of students who enroll in an undergraduate program offered by one of Kentucky’s public colleges or universities in an academic year, either full-time or part-time.



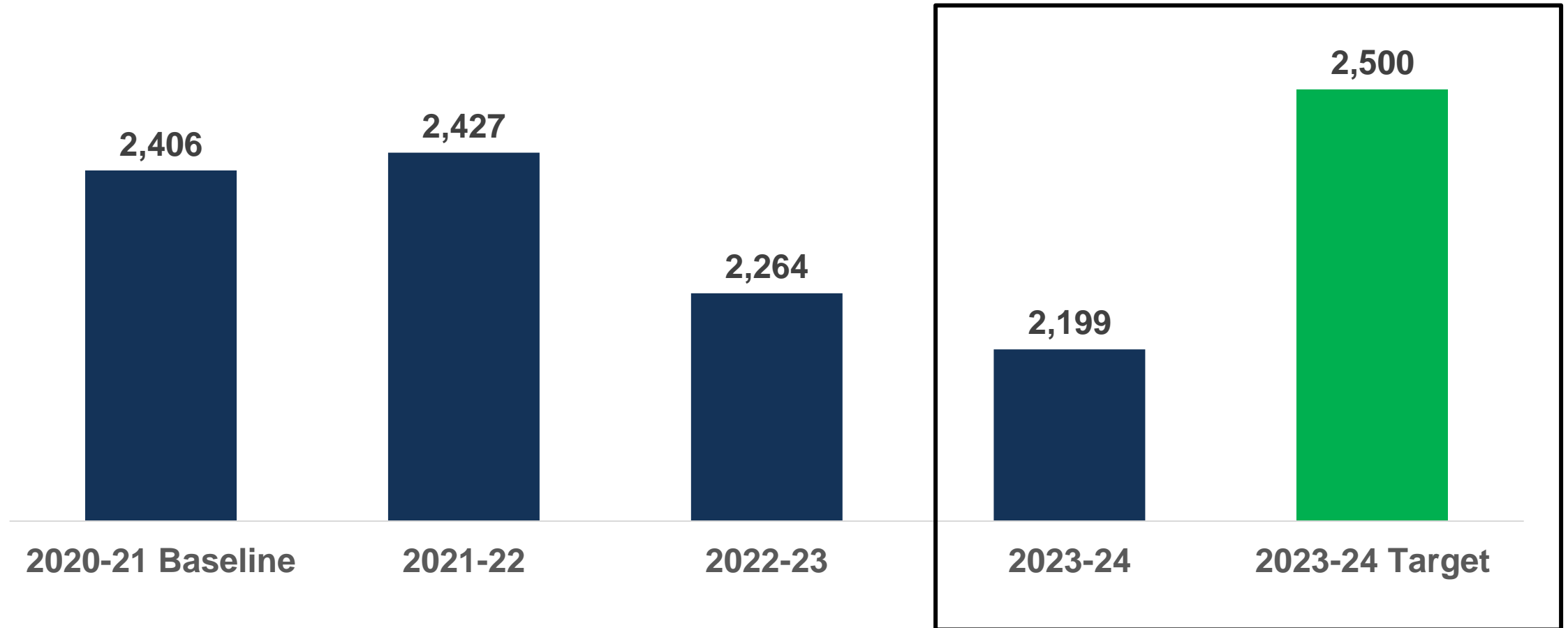
EKU'S KEY STRATEGIES ON TRANSITIONS



- Promoted ECU affordability
- Focused efforts toward online growth
- Enhanced the Eastern Experience
- Targeted recruitment strategies that have allowed us to grow where there was opportunity

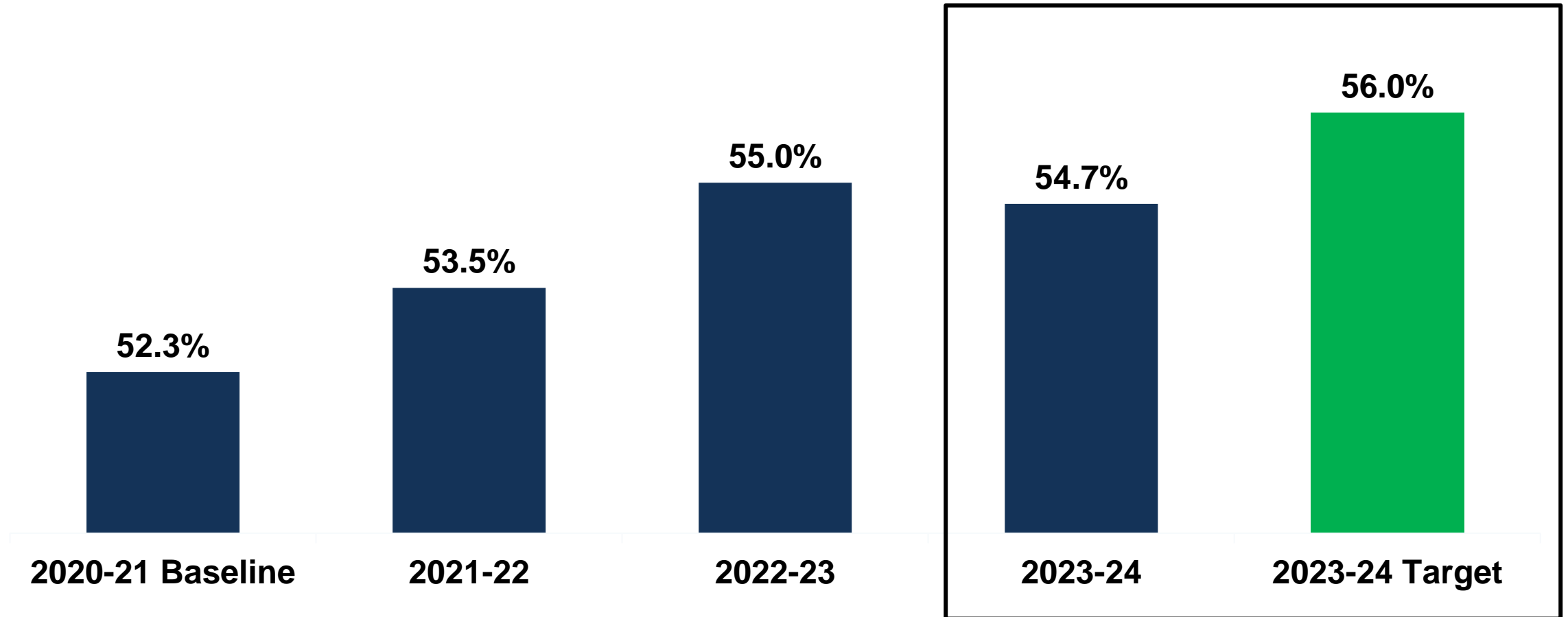
KEY PERFORMANCE INDICATORS -- SUCCESS

Undergraduate Degrees & Credentials: Number of undergraduate degrees awarded in an academic year.



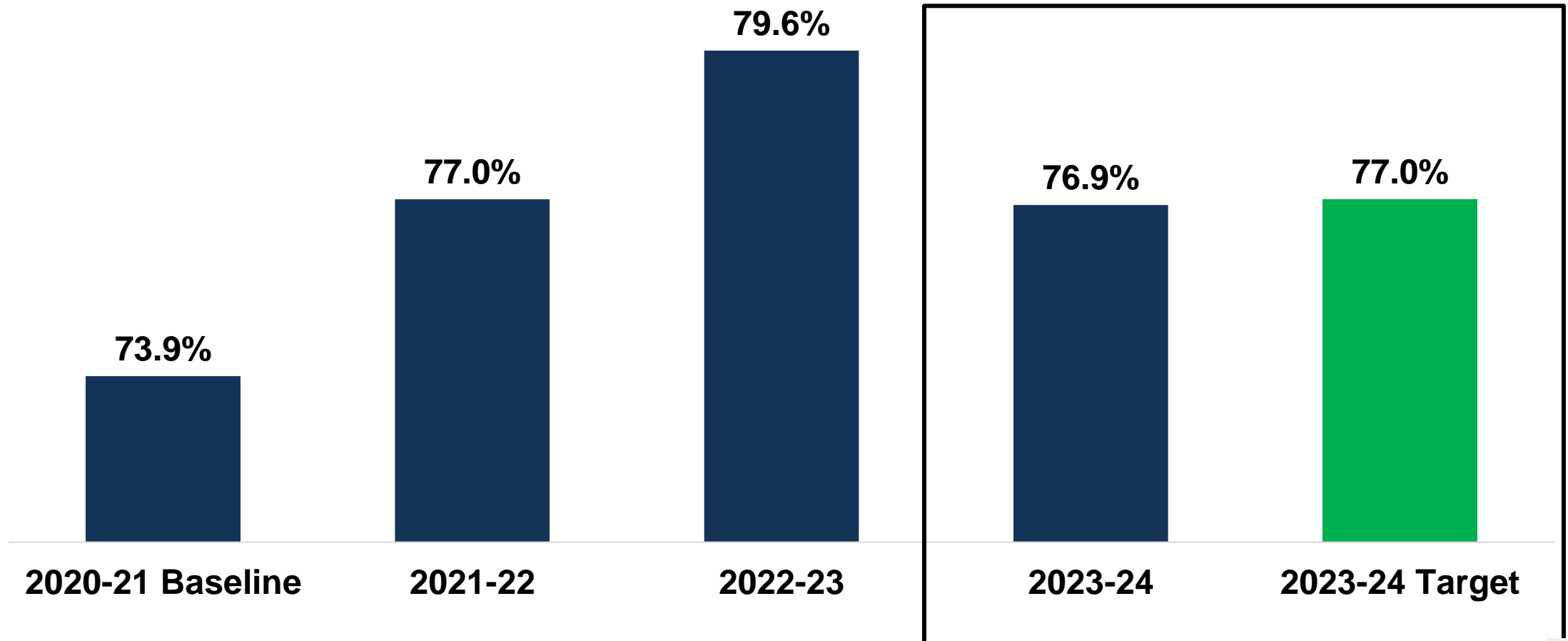
KEY PERFORMANCE INDICATORS -- SUCCESS

Graduation Rate: Percentage of first-time, full-time degree-seeking students who receive an undergraduate degree within 6 years



KEY PERFORMANCE INDICATORS -- SUCCESS

Retention Rate: Percentage of first-time, degree- or credential-seeking students enrolled in the summer or fall of their first year who are still enrolled at the same institution the following fall.



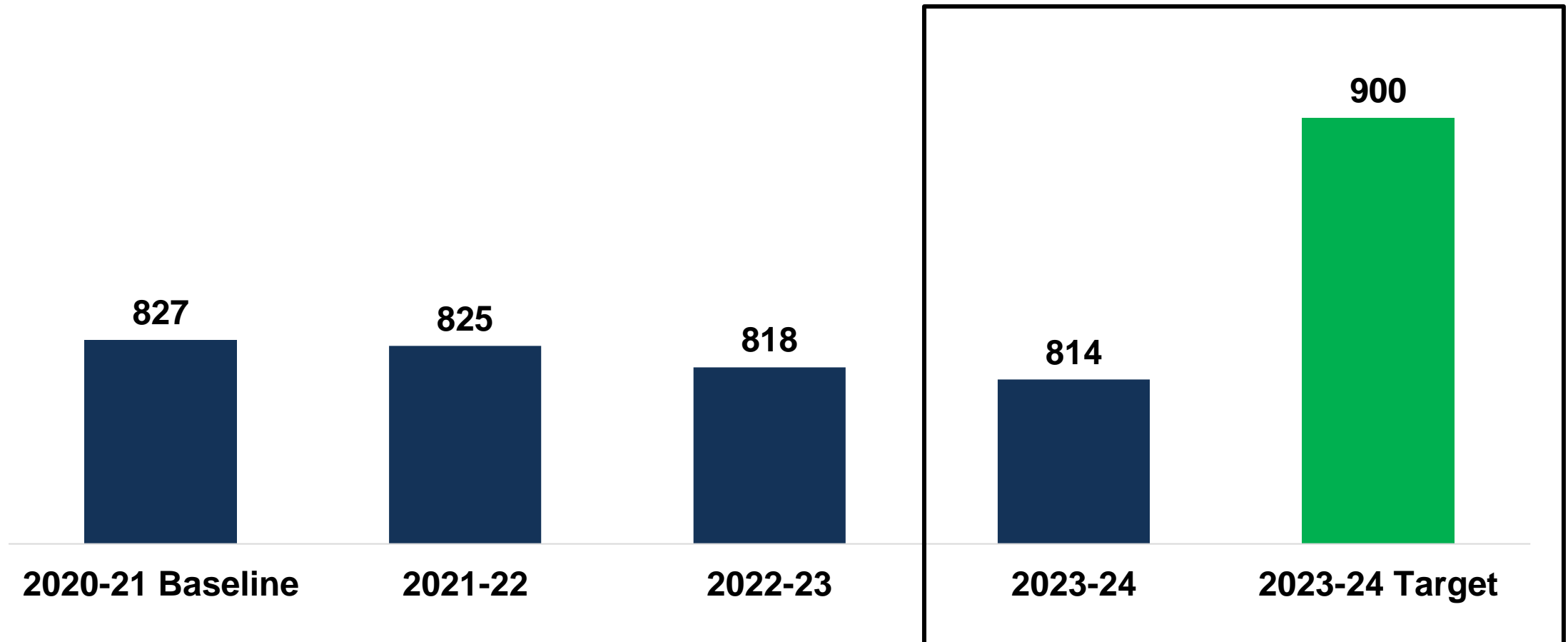
EKU'S KEY STRATEGIES ON SUCCESS



- Degrees Awarded decrease aligns with enrollment decline in prior years
- Six-year graduation rate remained flat, but experienced increases in 4-year (1.9%) and 5-year (1.7%) rates
- Retention Rate, while meeting the target, decreased from previous year.
 - Implemented an interventionist model that addresses barriers earlier for students
 - Implemented a proactive retention scholarship program that identifies and reduces gaps in financial need.

KEY PERFORMANCE INDICATORS -- TALENT

Graduate and Professional Degrees: Total number of graduate/professional degrees awarded in an academic year.




EKU'S KEY STRATEGIES ON TALENT




- Graduate and professional degrees awarded have remained relatively flat.
 - National and state trends in graduate enrollment are down.
 - Have experienced a decline in on-campus graduate programs.
- Emphasis on online graduate education will yield higher enrollment and degree production.
- Doctor of Osteopathic Medicine program will also contribute to increases in this area.

EKU'S KEY STRATEGIES ON VALUE



- Focus on wrap-around services for students including mental health, physical health, academic support, and student involvement.
- Results from our most recent Alumni Survey indicate the following:
 - 6 months after graduation, 77% of ECU graduates are employed full time, 59% within their field of study
 - 95% are satisfied with the quality of education at ECU
 - 93% are satisfied with their overall experience at ECU
 - 92% are satisfied with the quality of their degree program.





2022-30 STATEWIDE STRATEGIC AGENDA

INSTITUTIONAL ANNUAL UPDATE

Morehead State
University

June 13, 2025



Affordability



Transitions



Success



Equity



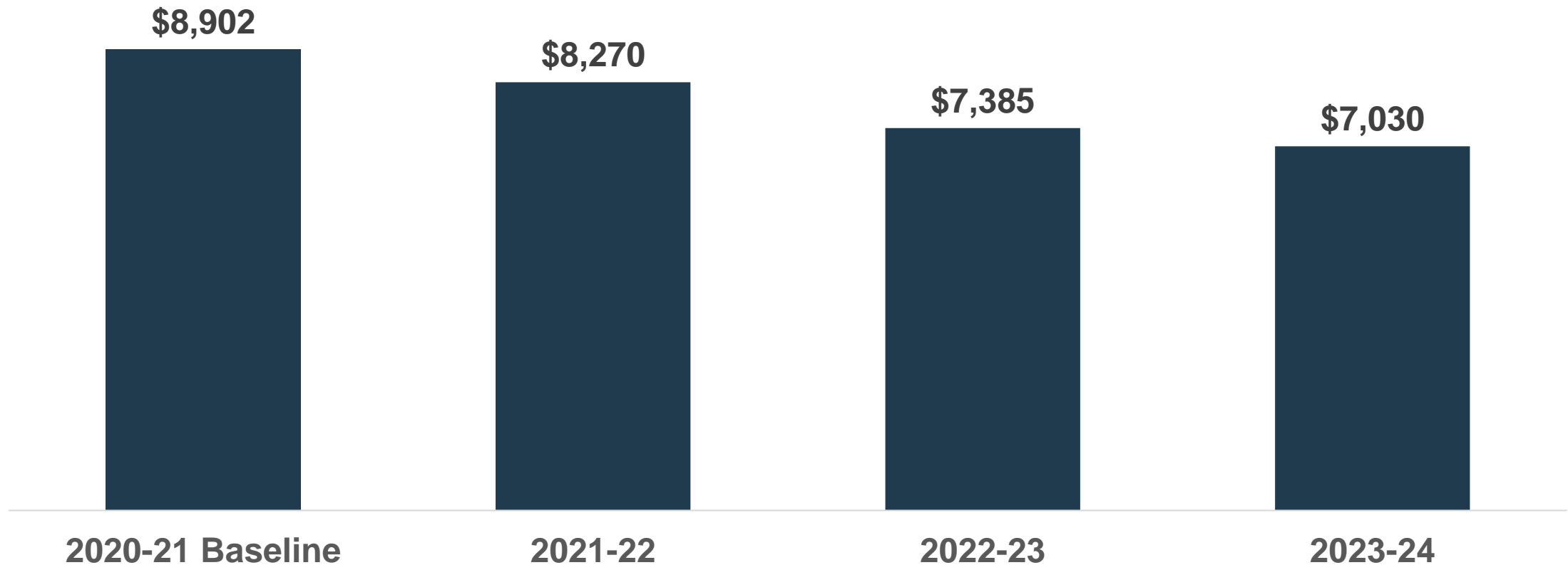
Talent



Value

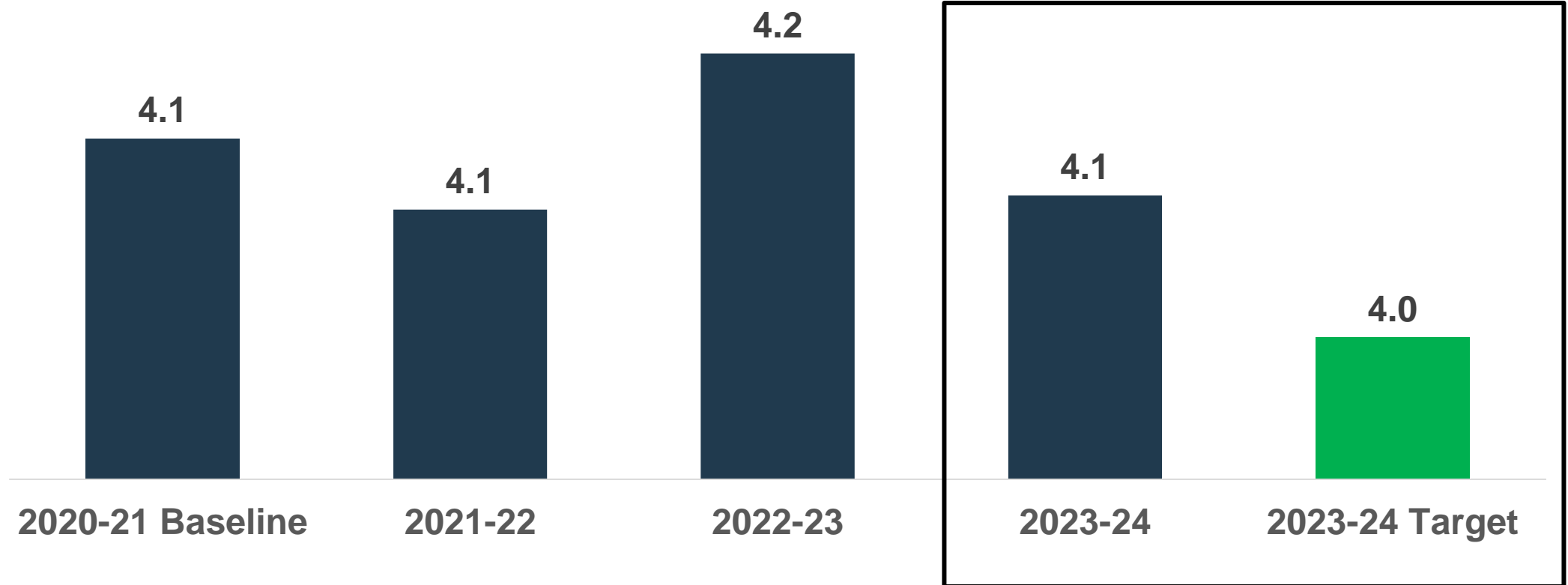
KEY PERFORMANCE INDICATORS – AFFORDABILITY

Unmet Need: Average amount students must pay out-of-pocket after all financial aid and expected family contributions.



KEY PERFORMANCE INDICATORS – AFFORDABILITY

Time to Degree: Average number of academic years students are enrolled prior to undergraduate degree completion



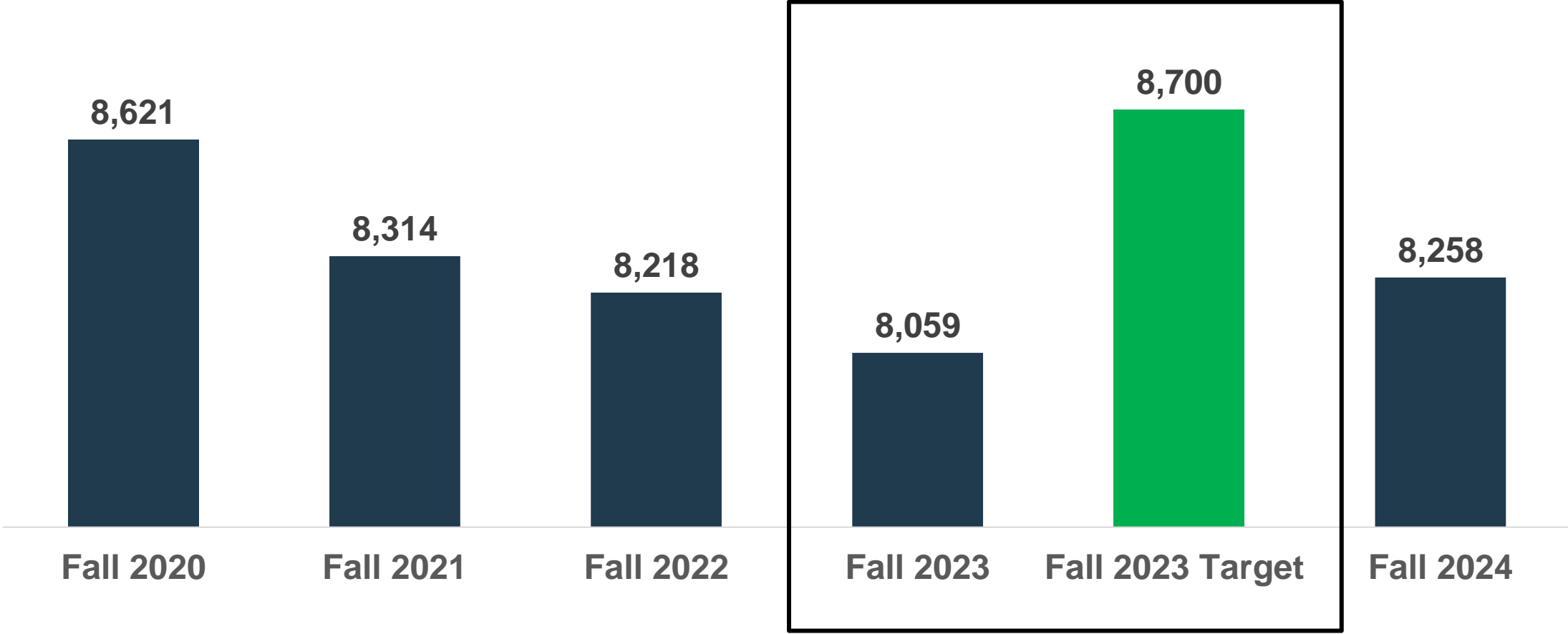
MSU'S KEY STRATEGIES ON AFFORDABILITY



- Continue to maximize **MSU Foundation and private scholarship opportunities** for gifted high school program participants, specifically targeting those students who have attended programs at MSU.
- Continue to expand **dual credit opportunities** in strategic areas.
- MSU is committed to maintaining affordable tuition, housing, and fees to **serve the surrounding economically distressed region.**
- **Lowest Tuition among KY 4-year institutions** (with exception of KSU).
- In 2023-24, **55%** of full-time, first-time degree-seeking UG students **earned Pell aid; 51% earned merit aid.**
- **Continuing to use Eagle Assistance Fund for last dollar scholarships.**

KEY PERFORMANCE INDICATORS – TRANSITIONS

Undergraduate Enrollment: Total unduplicated number of students who enroll in an undergraduate program offered by one of Kentucky’s public colleges or universities in an academic year, either full-time or part-time.



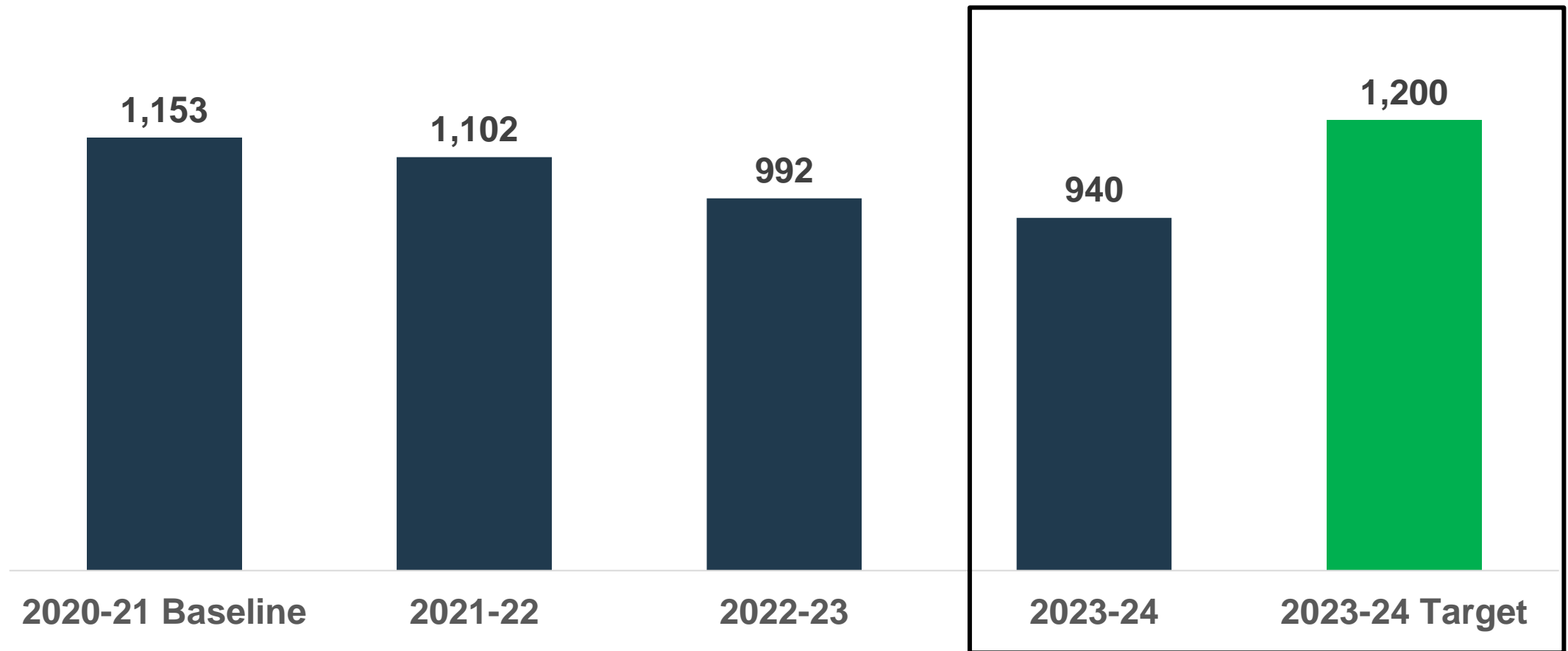
MSU'S KEY STRATEGIES ON TRANSITIONS



- Continue to refine and update **transfer agreements** with 2-year partners.
- Identify/address the educational needs of our service region through regional education and outreach programs. These programs engage community partners to provide numerous services, including information on how to pay for college.
- Optimize the university's **student scholarship program** to enhance enrollment, including that of out-of-state and international students.
- The **Eagle Scholars Dual Credit program** continues to grow and included partnerships with **48 high schools** in 2023-24.

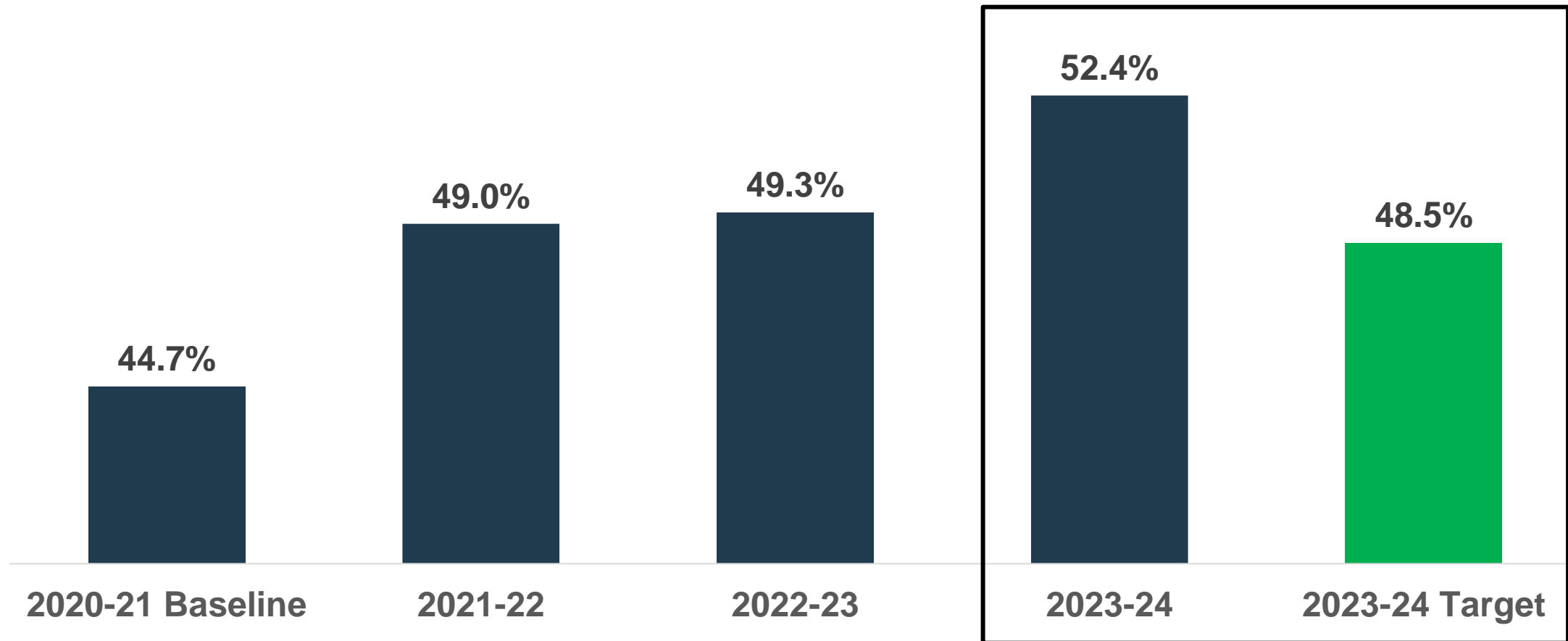
KEY PERFORMANCE INDICATORS -- SUCCESS

Undergraduate Degrees & Credentials: Number of undergraduate degrees awarded in an academic year.



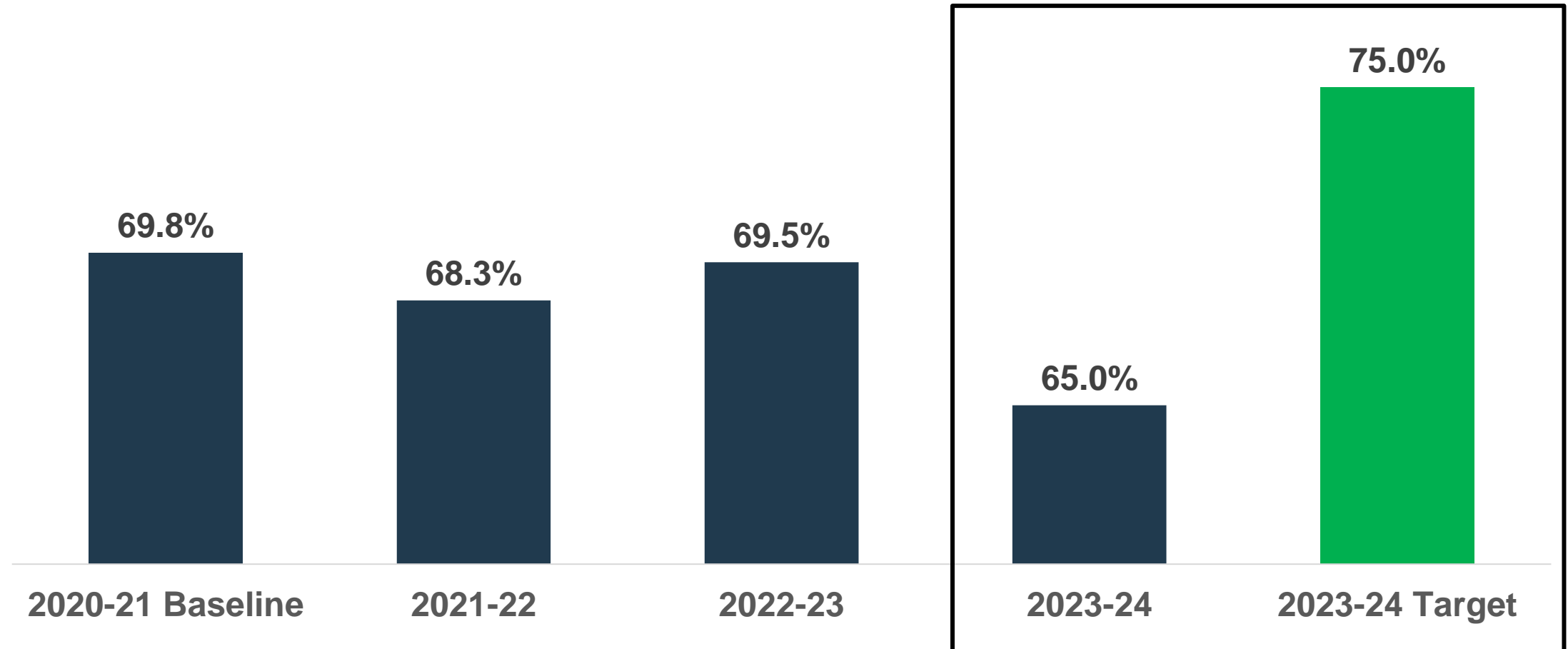
KEY PERFORMANCE INDICATORS -- SUCCESS

Graduation Rate: Percentage of first-time, full-time degree-seeking students who receive a undergraduate degree within 6 years



KEY PERFORMANCE INDICATORS -- SUCCESS

Retention Rate: Percentage of first-time, degree- or credential-seeking students enrolled in the summer or fall of their first year who are still enrolled at the same institution the following fall.



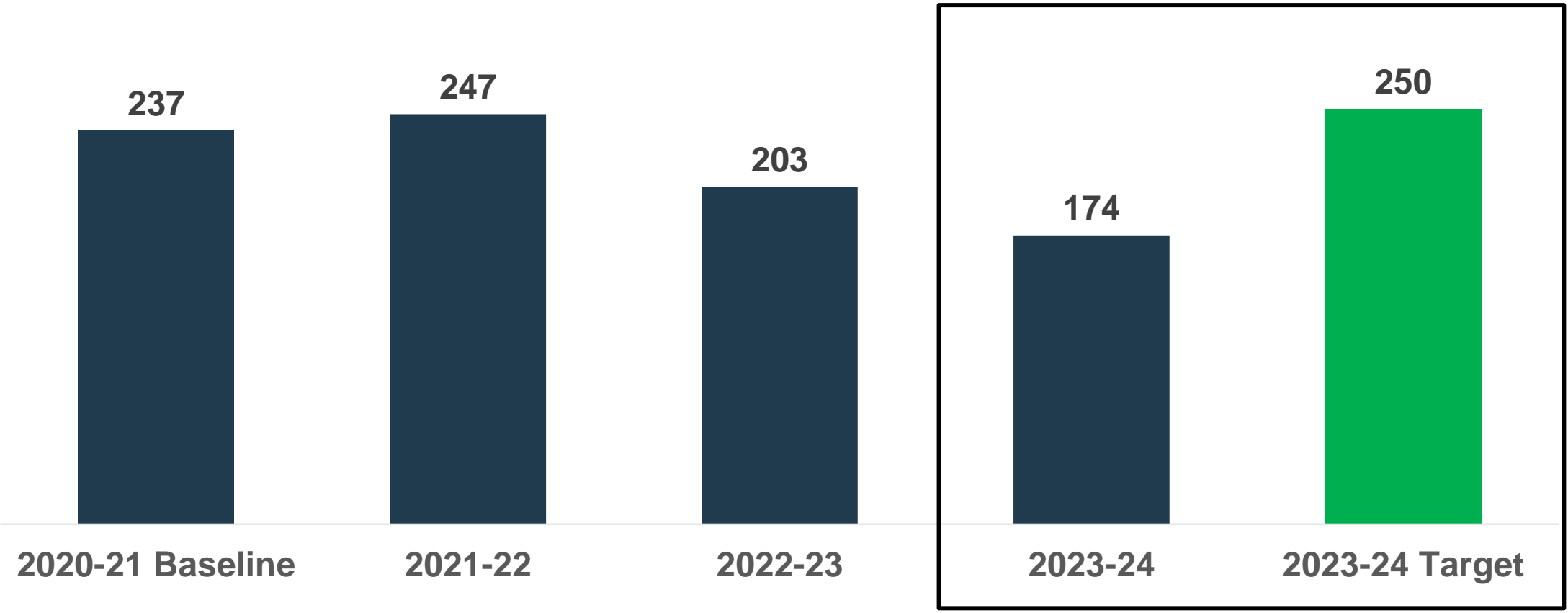
MSU'S KEY STRATEGIES ON SUCCESS



- Provide retention scholarships.
 - Implement high-impact learning practices (e.g., internships, practicums, clinical experiences, student research projects, study abroad, service learning, mentorships) with a goal for ensuring all undergraduate students to participate in at least one high-impact activity.
 - Continue to provide a strong first-year seminar and expand tutoring opportunities.
 - Continue with scholarship modifications to requiring students to live on campus.
 - Implement new high quality academic programs to impact the region and the state of Kentucky.
-
- **MSU's graduation rate has increased** from 42% in 2019-20 to **52%** in 2023-24.

KEY PERFORMANCE INDICATORS -- TALENT

Graduate and Professional Degrees: Total number of graduate/professional degrees awarded in an academic year.




MSU'S KEY STRATEGIES ON TALENT



- Student Talent: Implement high-impact learning practices with goal for ensuring all UG students participate in at least one HIP activity.
- Employee Talent: Continue to increase employee salaries to retain and attract quality employees, but contingent upon enrollment and state performance funding.
- MSU is **actively advancing goal** of having **all students complete a HIP before graduation.**

MSU'S KEY STRATEGIES ON VALUE



- Continue to promote the combination of affordability, class sizes and student success available at MSU.
 - Continue to increase MSU's reputation (internally and among peer institutions) in academic excellence and student success (e.g., U.S. News & World Report).
 - Clearly identify and communicate MSU's distinctive attributes to attract students, donors, faculty, staff, and education and industry partners.
-
- MSU has **consistently maintained and increased** institutional aid for student scholarships.
 - MSU ranks in **U.S. News & World Report's Top 14** of Public Universities in the South.
 - MSU was recently designated as a **Carnegie Research University**.



TITLE: Revisions to Dual Credit Policy

DESCRIPTION: The Academic and Strategic Initiatives Committee recommends the Committee endorse for Council approval the proposed revisions to the Dual Credit Policy for Kentucky Public and Participating Postsecondary Institutions and Secondary Schools.

STAFF CONTACTS: Amanda Ellis, Ed.D, Vice President, Student Access & Success
Robin Hebert, Senior Fellow, K-12 Policies and Programs

COMMITTEE REVIEW & APPROVAL

The Academic and Strategic Initiatives Committee reviewed and endorsed for final approval the proposed revisions to the Dual Credit Policy for Kentucky Public and Participating Postsecondary Institutions and Secondary Schools at its June 9, 2025, meeting.

BACKGROUND INFORMATION

The Kentucky Council on Postsecondary Education (CPE) is directed by *KRS 164.098* to collaborate with the Kentucky Department of Education (KDE) and the Kentucky Education Professional Standards Board (EPSB) to develop guidelines for dual credit programs offered in Kentucky.

The policy was last revised in March of 2024. Since that time, staff have identified sections needing grammatical edits and general reference updates. Also, in order to align the requirements of 2025 Kentucky House Bills 4 and 193, staff have identified several sections for revision. A copy of the revised policy is attached for review.



Dual Credit Policy for Kentucky Public and Participating Postsecondary Institutions and Secondary Schools

2024-2025 Revision

Approved by Council: March 28, 2024

Effective Date: March 28, 2024 July 1, 2025

I. Introduction and Purpose

Improving the educational attainment of all Kentucky citizens is key to ensuring the state's long-term economic success. The state commits significant resources across the educational spectrum to develop and implement strategies to address this critical issue. Providing secondary students dual credit opportunities is a proven educational strategy with the capacity to complement and maximize the chances of success of our educational initiatives. Effective dual credit systems have impacts both at the secondary and postsecondary levels and provide the opportunity for collaboration between the K-12 and higher education systems, as well as among P-20, policy, workforce, family and community partners.

In 2016, the Kentucky Council of Postsecondary Education (CPE) worked with the Kentucky Community and Technical College System (KCTCS), the eight public universities, the Association of Independent Kentucky Colleges and Universities (AIKCU), the Kentucky Department of Education (KDE) and the Kentucky Higher Education Assistance Authority (KHEAA) to create and publish the first [Dual Credit Policy for Kentucky Public and Participating Postsecondary Institutions and Secondary Schools](#).

~~This revised policy was in response to input from the Commonwealth Education Continuum (CEC) to update the original policy to reflect the significant changes and expansion in dual credit since it was first published in 2016. This-The policy revision process has included significant input from key stakeholders across Kentucky. This policy reflects the current statute and regulations impacting dual credit in Kentucky, as well as accreditation standards set forth by the Southern Association of Colleges and Schools Commission on Colleges (SACS-COC). The goal of this policy is-was to support the vision for Kentucky's dual credit system outlined below, and to support the growth of these programs in a meaningful way that leads to the best possible outcomes for all students. This policy serves as one component of a multi-faceted state-wide strategy to support dual credit in Kentucky, including an early postsecondary opportunities toolkit, professional learning and on-going efforts related to teacher credentialing.~~

II. The Vision for Kentucky's Dual Credit Program

A. What Are the Goals of Kentucky's Dual Credit System?

1. To provide all high school students with the opportunity to participate in meaningful college and career experiences in a supported environment that advances students toward a postsecondary degree or credential aligned to their post-high school plans.
2. To provide all high school students with the opportunity to structure their dual credit experiences to significantly reduce the costs of a college degree or credential and to reduce students' time to degree or credential completion.

B. Who is Dual Credit For?

1. Kentucky is working to provide all [its](#) high school students with the opportunity to participate in dual credit and build intentional outreach and support to expand access. ~~for populations who have historically participated in these programs at lower rates. These include, but are not limited to, individuals from under-resourced families, individuals from underrepresented populations, first-generation college students and students with disabilities.~~

C. What is the Ideal Dual Credit Experience for Students?

1. Dual credit programs in Kentucky should provide all high school students with a carefully selected and affordable range of meaningful dual credit courses that are rigorous and highly transferable. Additionally, the courses should be aligned to in-demand careers and demonstrate authentic high school partnerships between area technology centers and two- and four-year institutions of higher education.
2. Dual credit programs should promote [early postsecondary experience](#)~~a sense of belonging~~ and establish postsecondary expectations that help all students create and realize goals beyond high school, regardless of whether the program takes place on the postsecondary campus, in the high school or online.
3. All students participating in dual credit should have access to a personalized plan that includes support services provided by both the high school and college partner in the dual credit program. These services should include academic support to help students identify the meaningful dual credit experiences most appropriate for their postsecondary and career goals and to guide them through their dual credit experiences toward successful completion.
4. Dual credit should be a normalized and accepted part of every high school student's journey. Students and their families should be aware as early as middle school about dual credit and how early postsecondary coursework can maximize student college credit opportunities.

III. Dual Credit Attainment Goal

- A. The Rationale:** Kentucky is establishing a Dual Credit Attainment Goal to support the development of a state workforce with the degrees and credentials Kentucky's economy needs to thrive. Increasing dual credit attainment in Kentucky will:
1. promote greater alignment between the state's K-12 and higher education systems.
 2. create a culture that includes attaining a postsecondary degree or credential for all students.
 3. increase the level of educational attainment of Kentucky's citizens.

B. The Goal: By 2030, 50% of Kentucky high school students should graduate high school having completed at least one dual credit course with a qualifying grade of a C or higher. As Kentucky increases the student success rate in dual credit, the state will work to ensure that students enrolled in dual credit coursework match the economic, ~~demographic~~ and geographic makeup of Kentucky's high school population as a whole.

C. The Strategies: Kentucky's Dual Credit Attainment goal will be accomplished by:

1. ~~ensuring access for all students~~~~prioritizing access among students with limited or no access to dual credit courses.~~
2. providing meaningful dual credit experiences related to students' postsecondary and career goals.
3. supporting student success in dual credit coursework through high-quality college and career advising and academic services.
4. strengthening partnerships among high schools, postsecondary institutions and employers to build and sustain effective policies and ~~equitable~~ practices.
5. maintaining, communicating, and, when possible, expanding support for the state's dual credit scholarship program.
6. increasing the number of teachers credentialed for dual credit in Kentucky.

IV. Definitions

A. Dual Credit: Pursuant to KRS 164:002(5), a college-level course of study developed in accordance with KRS 164.098 in which high school students receive credit from both the high school and postsecondary institution where they are enrolled upon completion of a single class or designated program of study.

What This Means

~~When taking a dual credit course, Dual credit means that~~ students are participating in a college-level course as part of an agreed upon partnership between the high school and the institution of higher education that allows students to receive both high school and college credit upon successful completion of the course.

Dual credit courses may be taught online or through other distance education methods, or they may be taught face –to face on a college campus, at a secondary school or at another mutually agreed upon and approved location. Dual credit courses shall be taught by qualified and credentialed teachers and faculty.

Dual credit courses may be offered during or outside the secondary school day.

- B. Dual Enrollment:** Pursuant to [KRS 164:002\(6\)](#), a college-level course of study developed in accordance with [KRS 164.098](#) in which students are enrolled in a high school and postsecondary institution simultaneously.

[What This Means](#)

~~Dual enrollment means~~ Students who participate in dual enrollment ~~students~~ are only receiving college credit for successfully completing a college-level course. Dual enrollment courses are not supported through the Dual Credit Scholarship.

- C. Support Services:** Support services for students provided by dual credit programs may include academic support and advising regarding course selection and how dual credit aligns with postsecondary and career goals.

[What This Means](#)

High quality dual credit programs provide all students access to support services to ensure meaningful course selection and successful experiences.

- D. High School:** includes all secondary institutions that serve high school aged students.

V. Course Offerings

- A. Dual credit courses ~~are college courses and therefore~~ must meet the same student learning outcomes and be of the same quality and rigor as courses taught to traditional college students at participating postsecondary institutions.
- B. The postsecondary institution's grading policy shall apply to dual credit courses and must be used by the high school awarding credit.
- C. College credit shall be awarded upon students' completion of the dual credit course requirements and will become a permanent part of their official college transcript. The award of college credit will comply with appropriate accreditation standards for the participating postsecondary institutions.
- D. High school credit shall be awarded at the end of the term by the secondary school upon completion of the course. The award of high school credit will be determined by ~~local~~ secondary policy.
- E. If students fail or withdraw from a college course, including dual credit coursework, this will be noted on their college transcript. Performance in dual credit courses will impact students' high school and future college grade point average (GPA) and may also have an impact on their financial aid and scholarship eligibility upon high school graduation.
- F. Student Accommodations

1. If a student with an Individualized Education Plan (IEP) pursuant to the Individuals with Disabilities Education Act (IDEA) participates in a dual credit course, IEP implementation for the dual credit course is not required unless the student's Admissions and Release Committee (ARC) determines that the dual credit course is necessary to provide the student with a Free Appropriate Public Education (FAPE). When students participate in a dual credit course at their high school with a credentialed high school teacher, notwithstanding whether they have an IEP pursuant to the IDEA or a Section 504 plan pursuant to Section 504 of the Rehabilitation Act of 1973 (Section 504), the high school shall provide accommodations to such students as appropriate to meet the requirements of Section 504.
2. If students are taking a course at the postsecondary institution or online, the high school shall inform the postsecondary institution that they may be entitled to accommodations under Section 504. The postsecondary institution shall implement its own Section 504 policies and procedures regarding accommodations, so students receive the appropriate accommodations at the postsecondary institution.
3. Students and high schools should work closely with the college coordinator who helps students with Section 504 accommodations to ensure student needs are met.
4. For more information, see [Kentucky Department of Education Question and Answers Related to Dual Credit Courses and Student with Individualized Education Programs \(IEPs\)](#) and [United States Department of Education Increasing Postsecondary Opportunities and Success for Students and Youth with Disabilities](#).

VI. Student Eligibility

Section 6 of [13 KAR 2:020](#). Guidelines for admission to the state-supported postsecondary education institutions stipulates:

- A. Students admitted to any Kentucky public postsecondary institution in an accelerated pathway or in dual credit courses in general education shall have an unweighted high school GPA of at least 2.5 on a 4.00 scale and meet any college course prerequisites established by the institution.
- B. students shall be granted admission into a career and technical education dual credit course if they meet the course prerequisite requirements established by the institution offering the course.
- C. it is the responsibility of the postsecondary institution to ensure that any college course prerequisites are publicly available, easily accessible and communicated to students who wish to participate in dual credit courses.
- D. dual credit courses shall not include developmental education courses or courses that are not transferable, such as a first-year experience course.

VII. Transferability of Credit

- A. All postsecondary institutions shall recognize dual credit general education courses pursuant to [The General Education Transfer Policy and Implementation Guidelines](#) and in accordance with accreditation requirements.
- B. All participating postsecondary institutions shall recognize credit awarded under this policy for career and/or technical dual credit coursework if the course has the same competencies and learning outcomes as that of a course offered at the receiving institution.

VIII. Dual Credit Teacher Credentialing and Responsibilities

- A. SACS-COC's [Dual Enrollment Policy Statement \(2018\)](#) requires that faculty teaching dual credit courses (who may include high school teachers approved by the college) “possess the same academic credentials and/or documented professional experience required by the institution of all of its faculty.” Typically, for general education courses this requires a master’s degree in the discipline-specific content area that the faculty member is teaching or at least 18 credit hours of discipline-specific content for academic faculty.
- B. The credentials required to teach a technical course are determined by each postsecondary institution.
- C. The dual credit teacher must ensure that the learning outcomes established by the partnering postsecondary institution are fully implemented.

IX. Tuition and Fees

- A. Postsecondary institutions must provide written information about tuition and other fees for dual credit courses to each student, parent and/or adult in the household and secondary school prior to enrollment in such courses.
- B. KHEAA administers student financial support for dual credit tuition through funding for the Dual Credit Scholarship Program provided by the Kentucky General Assembly. For more information on what financial support is available, please visit the [KHEAA website](#).

X. Dual Credit Review and Revision Process

- A. CPE will convene an advisory council tasked with making recommendations to support dual credit policy; promote the quality and rigor of dual credit courses; lead the development of tools and resources to support high quality dual credit practices; and

create a space for stakeholders to provide input into the functioning of the dual credit policies and programs.

- B. This advisory council will be comprised of representative members, including policymakers, practitioners, and other stakeholders who are knowledgeable about dual credit policies, procedures and processes. Membership shall include, but not be limited to, the following:
 - 1. Council on Postsecondary Education (CPE)
 - 2. Kentucky Department of Education (KDE)
 - 3. Kentucky Higher Education Assistance Authority (KHEAA)
 - 4. Kentucky Community & Technical College System (KCTCS)
 - 5. A Kentucky Public 4-Year Institution of Higher Education
 - 6. A Kentucky Public School District
 - 7. The Association of Independent Kentucky Colleges and Universities (AIKCU)
 - 8. Additional representatives as agreed upon by the advisory council, including potential representation from counselors, students and other relevant stakeholders.
- C. The advisory council should meet with the appropriate frequency to support its work and be empowered by the representative agencies to make joint decisions on policy recommendations, support dual credit practice and safeguard the best interests of Kentucky students in these programs.
- D. The advisory council should also consult with additional representatives and stakeholders who have relevant expertise to the working group's agenda.

XI. Annual Reporting

Postsecondary institutions participating in dual credit programming shall submit an annual report to CPE by July 1, ~~2023, and every year thereafter, including that includes~~ the following:

- 1. Description of professional development provided to dual credit teachers and other high school partners, including proposed changes for the upcoming year.
- 2. Description of the outreach and communication activities and proposed changes for the upcoming year.
- 3. Assurance that dual credit partnership agreements meet all criteria set forth in this Dual Credit Policy.

XII. Key Roles and Responsibilities

Within Kentucky's dual credit ecosystem, various agencies and stakeholders play different roles in ensuring students have access to these programs.

State Agencies

A. Council for Postsecondary Education (CPE)

1. Establishes, reviews and revises Kentucky's Dual Credit Policy that communicates the criteria for all components of dual credit in accordance with Kentucky statute and regulation.
2. Leads research and communication efforts on dual credit's impact and return on investment related to students' college and career success.
3. Serves as primary liaison and conduit between state agencies and the state's postsecondary institutions.
4. Provides training and guidance for counselors and individual districts, in partnership with relevant institutions of higher education.
5. Maintains the Dual Credit Dashboard in collaboration with the Kentucky Center for Statistics (KYSTATS).
6. Collects annual data regarding dual credit participation and student success rates from postsecondary institutions.

B. Kentucky Department of Education (KDE)

1. Coordinates how dual credit courses are set up and administered in districts and within Infinite Campus; works with districts to ensure that relevant dual credit data from area technical centers are reflected.
2. Determines course eligibility within CTE pathways or academic courses in partnership with the postsecondary institution.
3. Maintains the CTE Programs of Study Handbook, ensuring it accurately reflects courses that are available and have been approved by postsecondary institutions.
4. Maintains the state and district level dual credit data within the School Report Card.
5. Provides training and guidance for counselors and individual districts, in partnership with relevant institutions of higher education.

C. Kentucky Higher Education Assistance Authority (KHEAA)

1. Administers the Dual Credit Scholarship program, including the application process, compliance and how the funds are awarded.
2. Serves as the point of contact with high schools, colleges, students and families on issues related to the scholarships.

D. Postsecondary Institutions

1. Determine the courses that are offered as part of a dual credit partnership with a school district, adhering to the accreditation guidelines and [Statewide General Education Core included in CPE's General Education Transfer Policy and Implementation Guidelines.](#)
- ~~1. transfer policy for general education courses.~~
2. Approve school districts' use of faculty as dual credit instructors, ensuring that they meet SACSCOC accreditation guidelines.
3. Provide information about tuition and other fees for dual credit courses in writing to each student, parent and/or adult in the household and secondary school prior to enrollment.
4. Provide dual credit students with academic support services, such as tutoring and advising.
5. Determine how dual credit will be awarded and transcribed at the postsecondary institution.
6. Initiate and establish dual credit partnerships with secondary schools that meet the expectations established in this policy.
7. Initiate and maintain communication with teachers, counselors and districts to ensure student success.
8. Conduct annual training for dual credit teachers to review course outcomes and provide resources and support for instruction.
9. Prepare and submit an annual report to CPE by July 1.

E. Secondary Schools

1. Initiate and establish dual credit partnerships with institutions of higher education.
2. Determine student eligibility for participating in dual credit.
3. Coordinate with postsecondary institutions to ensure academic support services are provided to dual credit students.

4. Communicate with students and families about the availability and value of dual credit courses and scholarships, including information about eligibility and enrollment.
5. Determine how dual credit will be awarded and transcribed at the high school.

XIII. Implementation of this policy

- A. The initial Annual Report required in Section XII of this policy is due to CPE on July 1, ~~2023~~2025.
- B. This policy shall become effective and implemented for dual credit courses beginning ~~fall 2023~~July 1, 2025.

TITLE: Proposed New Academic Programs for Review & Recommendation

DESCRIPTION: The Academic and Strategic Initiatives Committee recommends the Council approve the proposed new academic programs from Murray State University and the University of Kentucky.

STAFF CONTACT: Sheila Brothers, MPA, CPE's Senior Director of Academic Excellence

COMMITTEE REVIEW & APPROVAL

The Academic and Strategic Initiatives Committee reviewed and endorsed for final approval the below proposed new academic programs from the University of Kentucky and Murray State University at its June 9, 2025, meeting.

SUPPORTING INFORMATION

KRS 164.020 (15) empowers the Council on Postsecondary Education to define and approve the offering of all postsecondary education technical, associate, baccalaureate, graduate, and professional degree, certificate, or diploma programs in the public postsecondary education institutions.

Council staff has reviewed the proposed programs and recommends approval by the board. The university-submitted documentation has been included in your agenda packets for review.

PROGRAMS PROPOSED FOR APPROVAL

University of Kentucky

- Bachelor of Science - Surgical First Assistant, (CIP 51.0999)

Murray State University

- Master of Science - Nonprofit Leadership Studies (CIP 52.0206)

PROPOSED PROGRAM SUMMARY

Institution: University of Kentucky
Program Name: Surgical First Assistant
Degree Destination: Bachelor of Science

CIP Code: 51.0999

Credit Hours: 120

Implementation Date: 8/16/2025

Program Description

The proposed program will provide graduates with the skills and knowledge needed for supporting surgeons during procedures. Surgical first assistants manipulate tissue, aid in the visualization of the operative site, place catheters, perform suturing, harvest veins, collect specimens, and administer local anesthesia. Graduates will also receive training in robotics, microscopic techniques, and other surgical innovations, as well as provide pre-operative and post-operative care.

The program will provide graduates with advanced technical skills that will be applicable across various surgical specialties, including neurosurgery, orthopedics, and cardiac surgery. Models at the national level require a bachelor's degree in a healthcare field prior to enrolling in a multi-semester certificate program. The proposed program will contain all the skills and competencies for Surgical First Assistants in the degree itself, thereby reducing the pathway complexity for this profession.

As a result of this program, graduates will be able to:

- apply advanced knowledge in anatomical science to surgical first assistant practice in pre-operative, intra-operative and post-operative patient care management;
- communicate effectively while exhibiting professional behavior in all aspects of practice;
- apply principles of asepsis and infection control throughout the surgical procedure and post-operatively; and
- assist effectively in various surgical procedures by understanding of the sequences of an operative case, type of instrumentation required, and the phases of wound healing.

This program intends to have a significant focus on rural health care delivery.

Connection to Other Programs

This will be the first such program at the baccalaureate level in the state, and it will be offered by the University of Kentucky's College of Nursing. The first-year curriculum for the proposed program will be the same as the first-year curriculum for nursing students. In addition to creating a new healthcare pathway for incoming first-year students, the program will also offer an alternative career pathway for students entering the university as "Pre-Nursing," if they prefer to remain in a hands-on healthcare field but would prefer to change majors.

Preliminary discussions with KCTCS colleges regarding transfer have focused on identifying pathways for graduates of associate degree programs in surgical technology to transition seamlessly into the proposed program.

Student Demand

Initial estimates of enrollment are:

Year 1 – 20

Year 2 – 50

Year 3 – 95

Year 4 – 130

Year 5 – 165

Employment Demand

The growing demand for surgeries due to advances in medical technology, and an aging population, is driving the need for qualified surgical first assistants. The Bureau of Labor Statistics predicts job growth of over 9% by 2030, signaling strong market demand for this profession. UK Healthcare is expanding its surgical services and is experiencing workforce shortages in a number of areas. Surgical first assistants are critical to the successful expansion of surgical services for Kentuckians.

Budget

This program is both an effective and efficient use of funds. The proposed program will be funded by tuition dollars from direct student enrollment in the program. The program will not negatively impact existing programs. One faculty member will be hired soon and a second faculty member will be hired after the program is underway.

Projected Revenue over Next Five Years (\$):	\$ 5,277,724
Projected Expenses over Next Five Years (\$):	\$ 2,187,750

PROPOSED PROGRAM SUMMARY

Institution: Murray State University
Program Name: Nonprofit Leadership Studies
Degree Destination: Master of Science

CIP Code: 52.0206

Credit Hours: 30

Implementation Date: 8/1/2025

Program Description

The proposed program will prepare individuals for leadership roles and functions in nonprofit sector organizations dedicated to improving the quality of life at the local, regional, national, and global levels. Students are anticipated to be professionals currently working in the sector. The program includes a full range of courses related to organizational leadership roles and management functions. Students will be able to complete the degree fully online or in a combination of online and in-person courses, but not all courses will be available in both formats.

As a result of this program, graduates will be able to:

- assess the size, scope, and range of focus of the nonprofit sector;
- compare and contrast the key historical and theoretical foundations of the nonprofit sector;
- explain the structures and practices of organizational development, leadership, management, and governance in nonprofit organizations;
- evaluate ethics, law, public policy, and advocacy in nonprofit organizations; and
- create proposals and plans that incorporate appropriate nonprofit economics, fund development, and good financial management practices.

Connection to Other Programs

Murray State University currently offers a graduate certificate in Nonprofit Leadership Studies. In addition, the existing Master of Public Administration and Master of Business Administration programs both have concentrations in Nonprofit Leadership Studies. The proposed program will build upon these programs and utilize existing coursework to provide students and professionals a more in-depth study of nonprofit leadership and/or management. This will be the first master's degree of its kind in the state.

Student Demand

Initial estimates of enrollment are:

Year 1 – 3

Year 2 – 5

Year 3 – 8

Year 4 – 10

Year 5 – 12

Employment Demand

Since 2021, the Murray State University Nonprofit Resource Center has facilitated a non-credit professional development program, the Academy of Nonprofit Development and Leadership, in communities across west Kentucky. That program has grown annually from a cohort of 13 in 2021 to 40 in 2024. These nonprofit professionals ask for additional education and resources regularly.

KYSTATs data suggests a 10% growth in jobs related to community and social service occupations, and 9% growth in social and community service manager jobs. At the national level, the BLS reports 9% and 8% growth, respectively.

Budget

The curriculum utilizes existing courses taught in other non-profit-related curricula. Estimated expenses are very low. To fully implement the proposed program, no new coursework is required, and no new faculty will be hired.

Projected Revenue over Next Five Years (\$): \$ 405,954

Projected Expenses over Next Five Years (\$): \$ 32,000

TITLE:	New Academic Programs Approved at KCTCS
DESCRIPTION:	The Academic and Strategic Initiatives Committee received an update on the four AAS program proposals from KCTCS institutions approved by Council staff between April 2025 and June 2025 in accordance with the program approval process. No action is necessary from the Council.
PRESENTER:	Sheila Brothers, MPA, CPE's Senior Director of Academic Excellence

COMMITTEE'S REVIEW

The Academic and Strategic Initiatives Committee received this information update at its June 9, 2025, meeting. It will not be covered or presented in detail at the board meeting; however, staff will be available for questions.

APPROVED PROGRAMS AT KCTCS

Council staff have reviewed and approved the following programs. No further action is needed.

Bluegrass Community and Technical College

- Associate of Applied Science, Additive Technology (CIP 15.0699) – Additive Technology, encompassing advanced 3D printing and manufacturing techniques, equips students with cutting-edge skills that are highly sought after in various industries, including aerospace, healthcare, and automotive. Students will gain practical, hands-on experience with innovative technologies, which not only enhances their employability but also supports local economic growth by preparing a skilled workforce ready to meet the demands of modern manufacturing. The new program is a revision and expansion of the existing certificate in Digital Printing Technology.

Elizabethtown Community and Technical College

- Associate of Applied Science, Automation, Industrial, and Robotics Technology (CIP 15.0403) – This program equips students with the technical skills needed to operate, program, and maintain automated systems. Graduates will have developed interdisciplinary skills that blend electronics, electrical systems, and mechanical knowledge. Students will select from one of the following tracks: Automation and Robotics Technician; Instrumentation and Process Control Technician; Manufacturing Maintenance; Electronics Automation Technician; and Mechatronics.

Gateway Community and Technical College

- Associate of Applied Science, Computer Engineering Technology (CIP 15.1201) – The program will prepare students for careers in the design and maintenance of digital systems, network development and testing, and basic database programming and maintenance. Local manufacturing industry partners suggested that the curriculum and skills aligned with needs in their industry. A transfer articulation agreement is already in place with Northern Kentucky University's Bachelor of Science in Electrical and Electronics Engineering Technology, for students who wish to pursue a bachelor's degree.

Hazard Community and Technical College

- Associate of Applied Science, Culinary Arts (CIP 12.0503) - Hazard was approached by a local prison about offering this program about a year ago. More recently, the Perry County Fiscal Court approached Hazard about offering the program, which could be a good fit for individuals who are in recovery from substance use disorders or have recently completed treatment. Students will work in a commercial kitchen/laboratory and dining room as they learn from a broad spectrum of courses, including preparation of basic and specialized foods, catering and special event planning, international cuisine, baking and pastry arts, nutrition, sanitation, management techniques and functions, cost control, purchasing, and culinary fundamentals.

SUPPORTING INFORMATION

KRS 164.020 (15) empowers the Council to define and approve the offering of all technical, certificate, diploma, associate, baccalaureate, graduate, and professional degree at public postsecondary institutions. It also mandates that the Council expedite the approval of requests from KCTCS for new programs of a vocational-technical and occupational nature.

PROGRAM APPROVAL PROCESS FOR KCTCS INSTITUTIONS

Associate degree programs of a vocational-technical-occupational nature (i.e. AAS) undergo the following process for approval:

- KCTCS posts a proposal to the program approval system. Institutions and Council staff have 30 days to respond.
- If no issues are identified, the program is approved by Council staff and reported as an information item to the Council.
- If issues are identified, the institution addresses those through the program approval system, and the review period is extended. Once the issues are resolved, the program is approved by Council staff and reported as an information item at the next Council meeting.

TITLE: Update on Academic Program Approval Policy

DESCRIPTION: The Academic and Strategic Initiatives Committee received an overview of the work being done to update the state’s program approval policy.

STAFF CONTACT: Sheila Brothers, MPA, CPE’s Senior Director of Academic Excellence

COMMITTEE’S REVIEW

The Academic and Strategic Initiatives Committee received this information update at its June 9, 2025, meeting. It will not be covered or presented in detail at the board meeting; however, staff will be available for questions.

BACKGROUND INFORMATION

In 2024, the General Assembly compelled the Council on Postsecondary Education to conduct a study to evaluate the feasibility of offering doctoral programs at comprehensive universities (“Postbaccalaureate Program Expansion Study,” 2024 SJR 170). The report was prepared by Deloitte Consulting and presented to the Council at its work session on November 15, 2024. In addition to evaluating the possibility of expanded doctoral program offerings at comprehensive universities, Deloitte’s report also suggested changes to the CPE’s program approval policy.

In the 2025 legislative session, the General Assembly passed SB 77 that established an approval process for doctoral programs at comprehensive universities, which was signed by Governor Beshear on March 19. The 2025 legislation removed restrictions preventing comprehensive universities from offering certain doctoral degrees, such as Doctor of Philosophy (“PhD”) and Doctor of Veterinary Medicine programs. The new legislation established criteria requiring comprehensive universities to meet national or regional retention and graduation rate standards, as well as meet financial stability standards, prior to submitting proposals for doctoral programs. The legislation also grants the Council the authority to review and approve new doctoral program proposals from comprehensive universities. Finally, the legislation included the establishment of a new process for CPE to make funding recommendations for new doctoral programs to the General Assembly as part of regular biennial budget process.

PROGRAM APPROVAL POLICY UPDATE

In response to the study and legislative action, the Council has been working with campus representatives to revise the Academic Program Approval Policy. Guiding Principles were

developed to define the types of information that will be included. In addition to developing standards and new forms, the approval processes for certificates, associate, bachelor's, and master's degrees are also to be updated. This work will be completed over the summer and staff will be expected to present the updated policy for Council approval at the next meeting.

TITLE:	DCBS Training Provider Network Implementation Update
DESCRIPTION:	The Academic and Strategic Initiatives Committee received an update on the launch and coordination of the regional training provider network for the Department for Community-Based Services (DCBS), a collaborative initiative to enhance professional training for Kentucky's health and human services workforce.
STAFF CONTACT:	Dr. Leslie Sizemore, Associate Vice President for Workforce & Economic Development

COMMITTEE'S REVIEW

The Academic and Strategic Initiatives Committee received this information update at its June 9, 2025, meeting. It will not be covered or presented in detail at the board meeting; however, staff will be available for questions.

BACKGROUND INFORMATION

The Council on Postsecondary Education (CPE), in partnership with the Kentucky Department for Community-Based Services (DCBS), oversees the implementation of a new statewide training provider network. This initiative supports the transition of the DCBS workforce training from a single-provider model at Eastern Kentucky University to a multi-institutional consortium, including Morehead State University, Northern Kentucky University, and Brescia University. This network ensures the consistent delivery of high-quality, competency-aligned training across all 120 Kentucky counties for DCBS personnel, including staff in Family Support and Protection & Permanency (P&P), as well as foster and kinship caregivers.

Over 400 unique training courses are being evaluated for alignment with Continuing Education Unit (CEU) standards to support professional development and licensure requirements. CPE provides oversight and technical assistance to ensure quality, consistency, and fiscal accountability. Quarterly performance and financial reporting structures track program impact and operational progress. CPE has also initiated work toward a unified CEU framework to recognize coursework completed across institutions.

This collaboration supports Kentucky's broader workforce and public service goals by professionalizing DCBS training, reducing regional gaps in service access, and increasing workforce preparedness in high-need social service domains. It also positions Kentucky as a

national model for cross-agency collaboration in human services training and workforce development.

IMPLEMENTATION UPDATE

As of May 2025, three regional postsecondary institutions have been formally onboarded. Approximately 5,000 DCBS staff have been identified to receive training annually, and a shared implementation agenda is being coordinated across partner institutions. To support coordination efforts, CPE has onboarded 5 employees, with 2 more set to join later this month.

TITLE: First-time Adult Learner Profile

DESCRIPTION: The Academic and Strategic Initiatives Committee received an update on its work to target first time adult learners and share relevant data and current initiatives.

STAFF CONTACTS: Chris Ledford, Director of Data and Advanced Analytics
Tracy Teater, Associate Director, Adult Attainment, Kentucky Student Success Collaborative

COMMITTEE'S REVIEW

The Academic and Strategic Initiatives Committee received this information update at its June 9, 2025, meeting. It will not be covered or presented in detail at the board meeting; however, staff will be available for questions.

SUPPORTING INFORMATION

The need to engage substantially more adults in postsecondary education and training is essential to creating greater economic opportunity and social mobility for more Kentuckians. To date, there are over one million working-age Kentuckians with no college experience or credential. To combat this issue, CPE launched a statewide policy to address systemic barriers that disproportionately affect adult learners. The policy aims to support skill development by helping these learners enroll in programs that lead to valuable credentials.

Council members will receive an update on the initiatives that the Kentucky Student Success Collaborative is implementing to support Kentucky's adult learners as well as take a deep dive into the characteristics of first-time adult learners, who have successfully enrolled.

Data Dashboard: <http://bit.ly/4mVjSDh>

TITLE:	Revisions to the CPE Tuition and Mandatory Fee Policy
DESCRIPTION:	The Finance Committee recommends the Council approve the proposed revisions to the <i>Tuition and Mandatory Fee Policy for Academic Year 2025-26</i> .
STAFF CONTACTS:	Adam Blevins, Associate Director for Finance Policy and Programs Bill Payne, Vice President for Finance Policy and Programs

COMMITTEE REVIEW & APPROVAL

The Finance Committee reviewed and endorsed for final approval the proposed revisions to the *Tuition and Mandatory Fee Policy for Academic Year 2025-26* at its June 9, 2025, meeting.

SUPPORTING INFORMATION

The Kentucky Council on Postsecondary Education is vested with authority under KRS 164.020 to determine tuition at public postsecondary institutions in Kentucky. In accordance with this authority, the Council adopted the Tuition and Mandatory Fee Policy to guide its efforts in balancing college affordability for students and families with the resource needs of Kentucky's public colleges and universities.

The CPE Tuition and Mandatory Fee Policy is taken to the Council for periodic review, typically coinciding with the approval of tuition and fee ceilings for public postsecondary institutions. During the tuition and fee setting process for academic years 2025-26 and 2026-27, CPE staff identified two primary areas for revision and improvement within the current Tuition and Mandatory Fee Policy: (1) alignment of policy and practice by way of eliminating the Council's two fee exception policies (described below); and (2) the inclusion of a clear, consistent definition for *mandatory fees* that will be applied by the Council and CPE staff when reviewing or evaluating mandatory fees at the institutions.

If approved, the proposed revisions to the current Tuition and Mandatory Fee Policy will provide greater transparency and improved clarity around mandatory fees and their associated approval policies. Additionally, the alignment between policy and practice, with regard to the existing fee exception policies, will clarify the process for institutions seeking to implement new mandatory fees.

Proposed revisions can be seen in Attachment A, with eliminations denoted by red strikethrough and additions shown in green text.

Special Use Fee Exception Policy

On April 28, 2011, the Council adopted a Special Use Fee Exception Policy that allowed Kentucky public postsecondary institutions, under certain conditions, to charge student-endorsed fees that would be excluded from consideration when assessing institutional compliance with Council-approved rate ceilings. The underlying rationale for the exception policy was that the Council and campus officials wanted to accommodate the desires of students to assess a fee on themselves to construct new facilities or renovate existing facilities that support student activities and services, without sacrificing revenue necessary to sustain ongoing campus operations.

Fees that qualified for a Special Use Fee exemption were for a fixed, recurring amount that could not increase over time. For this reason, during the process of establishing tuition and fee ceilings, Council staff deducts these fees from total tuition and fees before applying a percent increase parameter. This keeps the fees at the same amount each year until they expire. Between June 10, 2011, and June 12, 2015, the Council approved Special Use Fee exception requests for five institutions. Although several institutions have asked about Special Use Fee exceptions in recent years, the Council changed its stance on allowing exemptions from rate ceilings. Declining enrollment at most institutions, precipitated by decreasing numbers of high school graduates and falling college participation rates, brought about a renewed focus on affordability and increased transparency in college pricing.

For several years, it has been common practice for the Council to count all increases in mandatory fees toward tuition and fee rate ceilings and to not allow exceptions from the price caps, including exceptions for special use and asset preservation fees. For this reason, in the attached *Tuition and Mandatory Fee Policy for Academic Year 2025-26*, CPE staff proposes that the Special Use Fee Exception Policy be terminated beginning in academic year 2025-26.

Asset Preservation Fee Exception Policy

On February 2, 2018, the Council adopted an Asset Preservation Fee Exception Policy that allowed institutions the option to charge student fees for asset preservation that would not be considered by staff when assessing compliance with Council-approved tuition ceilings. Under the new policy, an institution could request a new mandatory fee supporting the renovation or renewal of an existing instructional facility and, if approved, neither the percent nor the dollar increase associated with that fee would count toward a rate ceiling established by the Council. The rationale for this exception stemmed from a desire on the part of postsecondary education stakeholders to address an overwhelming asset preservation and renovation need (estimated to be \$7.3 billion in 2013) through sizable and sustained investment in existing postsecondary facilities. There was a realization among policymakers that addressing a need of this magnitude

could best be accomplished through a cost-sharing arrangement involving the state, postsecondary institutions, and students and families.

Fees that qualified for an Asset Preservation Fee exemption were for a fixed, recurring amount that could not increase over time. For this reason, during the process of setting tuition ceilings, staff deducts these fees from total tuition and fees before applying a percent increase parameter. This keeps the fees at the same amount each year until they expire.

Between June 22, 2018, and April 26, 2019, the Council approved Asset Preservation Fee exception requests for four institutions. Although several institutions have recently inquired about the possibility of adopting a new Asset Preservation Fee and receiving an exemption, as previously mentioned, the Council changed its stance on allowing fees to be assessed outside the caps. Since 2019, there has been a renewed focus on affordability and transparency in college pricing.

For several years, it has been common practice for the Council to count all increases in mandatory fees toward tuition and fee rate ceilings and to not allow exceptions from the price caps, including exceptions for special use and asset preservation fees. For this reason, in the attached *Tuition and Mandatory Fee Policy for Academic Year 2025-26*, staff is proposing that the Asset Preservation Use Fee Exception Policy be terminated beginning in academic year 2025-26.

Mandatory Fee Policy

During the tuition and fee setting process for academic years 2025-26 and 2026-27, CPE staff identified a gap in the existing *Tuition and Mandatory Fee Policy* in that it had not previously provided a clear definition for what the Council considers to be a *mandatory fee*. The Council has historically maintained a definition of mandatory fees that is aligned with the Integrated Postsecondary Education Data System (IPEDS) definition and the definition included in the CPE Comprehensive Database. The most recent update to that definition occurred in 2011.

In order to be fully transparent with regard to what the Council considers to be a mandatory fee, and therefore to clarify which fees will be subject to Council-approved tuition and fee ceilings in accordance with the *Tuition and Mandatory Fee Policy*, CPE staff developed an updated definition that combines elements from the original CPE Comprehensive Database definition with the IPEDS definition of *required fees* to create a version that provides greater clarity and transparency for institutions and the public.

The updated verbiage is included in the revised *Tuition and Fee Policy* presented in Attachment A.

Council Postsecondary Education Tuition and Mandatory Fee Policy

~~Academic Years 2023-24 and 2024-25~~ 2025-26

The Council on Postsecondary Education is vested with authority under KRS 164.020 to determine tuition at public postsecondary ~~education~~ institutions in the Commonwealth of Kentucky. Kentucky's goals of increasing educational attainment, promoting research, assuring academic quality, and engaging in regional stewardship must be balanced with current needs, effective use of resources, and prevailing economic conditions. For the purposes of this policy, ~~rate ceilings established by the Council include both tuition and mandatory fees are included in the definition of tuition.~~ During periods of relative austerity, the proper alignment of the state's limited financial resources requires increased attention to the goals of the *Kentucky Postsecondary Education Improvement Act of 1997* (HB 1) and the ~~Council's 2022-30~~ Strategic Agenda for Kentucky Postsecondary ~~and Adult~~ Education.

Fundamental Objectives

- Funding Adequacy

HB 1 ~~states~~ ~~requires~~ that Kentucky ~~shall~~ have a seamless, integrated system of postsecondary education, strategically planned and adequately funded to enhance economic development and quality of life. In discharging its responsibility to determine tuition, the Council, in collaboration with the institutions, seeks to balance the affordability of postsecondary education for Kentucky's citizens with the institutional funding necessary to accomplish the goals of HB 1 and the Strategic Agenda.

- Shared Benefits and Responsibility

Postsecondary education attainment benefits the public at large in the form of a strong economy and an informed citizenry, and it benefits individuals through elevated quality of life, broadened career opportunities, and increased lifetime earnings. The Council and the institutions believe that funding postsecondary education is a shared responsibility of state and federal governments, students and families, and ~~the~~ postsecondary ~~education~~ institutions.

- Affordability and Access

~~Since broad~~ ~~Broad~~ educational attainment is essential to a vibrant state economy and to intellectual, cultural, and political vitality. ~~For this reason~~, the Commonwealth of Kentucky seeks to ensure that postsecondary education is broadly accessible to its citizens. The Council and the institutions are committed to ensuring that college is affordable and accessible to all academically qualified Kentuckians with particular emphasis on ~~dual credit students, underrepresented students, including first-generation college students and students from economically disadvantaged backgrounds, adult~~

learners, and part-time students, ~~minority students, and students from low- and moderate-income backgrounds.~~

The Council believes that no citizen of the Commonwealth who has the drive and ability to succeed should be denied access to postsecondary education in Kentucky because of inability to pay. Access should be provided through a reasonable combination of savings, student and family contributions, ~~work-employment,~~ and financial aid, including grants and loans.

In developing a tuition and ~~mandatory fees-fee~~ recommendation, the Council and the institutions shall work collaboratively and pay ~~careful~~ attention to balancing the cost of attendance— including tuition and mandatory fees, room and board, books, and other direct and indirect costs—with ~~students'~~ the ability of students and families to pay. This will be accomplished by taking into account: (1) students' family and individual income; (2) federal, state, and institutional scholarships and grants; (3) students' and parents' reliance on loans; (4) access to all postsecondary education alternatives; and (5) the need to enroll and graduate more students.

- Effective Use of Resources

Kentucky's postsecondary education system is committed to using the financial resources invested in it as effectively and productively as possible to advance the goals of HB 1 and the Strategic Agenda, including undergraduate and graduate education, engagement and outreach, research, and ~~economic development-workforce~~ initiatives. The colleges and universities seek to ensure that every dollar available to them is ~~invested in areas that- utilized to~~ maximize ~~results and- return on investment and achieve~~ outcomes most beneficial to the Commonwealth and its regions. ~~It is anticipated that enactment of~~ Senate Bill 153, the *Postsecondary Education Performance Funding Bill*, enacted during the 2017 ~~legislative-regular~~ session ~~will provide~~ provides ongoing incentives for increased efficiency and productivity within Kentucky's public postsecondary system. The Council's Strategic Agenda and funding model metrics will be used to monitor progress toward attainment of both statewide and institutional HB 1 and Strategic Agenda goals and objectives.

- Attracting and Importing Talent to Kentucky

~~It is unlikely that~~ Kentucky ~~can- cannot~~ reach its 2030 postsecondary education attainment goal by focusing on Kentucky residents alone. The Council and the institutions are committed to making Kentucky institutions financially attractive to nonresident students, while recognizing that nonresident undergraduate students should pay a ~~significantly larger proportion- larger~~ share of the cost of their education than do resident students. Tuition reciprocity agreements, which provide low-cost access to out-of-state institutions for Kentucky students that live near the borders of other states, also serve to attract students from surrounding states to Kentucky's colleges and universities.

A copy of the Council's nonresident student tuition and ~~mandatory~~ fee policy is ~~contained in the paragraphs provided~~ below. ~~Going forward,~~ Council staff will periodically review and evaluate the policy to determine its impact on attracting and retaining ~~nonresident~~ students that enhance diversity and the state's competitiveness.

Nonresident Student Tuition and Fees

The Council and the institutions believe that nonresident students should pay a larger share of their educational costs than do resident students. As such, published tuition and fee ~~levels-rates~~ adopted for nonresident students shall be higher than the prices ~~charged~~ for resident students enrolled in comparable programs of study.

In addition, every institution shall manage its tuition and fee rate structures, price discounting, and scholarship aid for out-of-state students, such that in any given year, the average net tuition and fee revenue generated per nonresident undergraduate student equals or exceeds 130% of the annual full-time tuition and fee charge assessed to resident undergraduate students (i.e., the published in-state sticker price). As part of the tuition and fee setting process, staff shall monitor and report annually to the Council regarding compliance with this requirement.

The Council acknowledges that in some instances increasing nonresident student enrollment benefits both the Commonwealth and the institution. For this reason, exceptions to the 130% threshold may be requested through a Memorandum of Understanding (MOU) process and will be evaluated on a case-by-case basis by the Council. The main objective of the MOU process is to clearly delineate goals and strategies embedded in enrollment management plans that advance the unique missions of requesting institutions.

Definition of Mandatory Fees

A mandatory fee is a distinct charge applied to students as a condition of enrollment, regardless of degree level or program, and is required of such a large proportion of all students that a student who does not pay the fee is an exception. Typically, mandatory fees support a specific purpose, activity, or service that is available to all students attending the institution.

Mandatory fees include, but are not limited to, fees for health services, building use, student services and activity fees, recreation fees, technology fees, and athletic fees, where the charge is not optional for students. Mandatory fees do not include fees assessed to students in specific programs (e.g., music, nursing, lab fees) or fees unique to a given situation (e.g., late registration, automobile registration), or fees for housing and dining.

Special Use Fee Exception Policy

~~During the 2010-11 tuition setting process, campus officials requested that the Council consider excluding student-endorsed fees from its mandatory fee definition, thus omitting consideration of such fees when assessing institutional compliance with~~

~~Council approved tuition and fee rate ceilings. Based on feedback received from institutional Chief Budget Officers (CBOs) at their December 2010 meeting, it was determined that there was general interest in treating student-endorsed fees differently from other mandatory fees.~~

~~In January and February 2011, Council staff collaborated with institutional presidents, CBOs, and their staffs in developing the following Special Use Fee Exception Policy:~~

- ~~• To the extent that students attending a Kentucky public college or university have deliberated, voted on, and requested that their institution's governing board implement a special use fee for the purposes of constructing and operating and maintaining a new facility, or renovating an existing facility, that supports student activities and services.~~
- ~~• And recognizing that absent any exemption, such student-endorsed fees, when implemented in the same year that the Council adopts tuition and fee rate ceilings, would reduce the amount of additional unrestricted tuition and fee revenue available for an institution to support its E&G operation.~~
- ~~• The Council may elect to award an exemption to its tuition and fee rate ceiling equivalent to all or a portion of the percentage increase resulting from imposition of the student-endorsed fee, provided said fee meets certain eligibility requirements.~~

Definitions

~~A student-endorsed fee is a mandatory flat-rate fee that has been broadly discussed, voted on, and requested by students and adopted by an institution's governing board, the revenue from which may be used to pay debt service and operations and maintenance expenses on new facilities, or capital renewal and replacement costs on existing facilities and equipment that support student activities and services, such as student unions, fitness centers, recreation complexes, health clinics, and/or tutoring centers.~~

~~Maintenance and Operations (M&O) expenses are costs incurred for the administration, supervision, operation, maintenance, preservation, and protection of a facility. Examples of M&O expenses include janitorial services, utilities, care of grounds, security, environmental safety, routine repair, maintenance, replacement of furniture and equipment, and property and facility planning and management.~~

Eligibility Criteria

~~A student-endorsed fee will continue to be a mandatory fee within the context of the Council's current mandatory fee definition and may qualify for an exemption from Council approved tuition and fee rate ceilings. Campus officials and students requesting an exemption under this policy must be able to demonstrate that:~~

- ~~• All enrolled students have been afforded ample opportunity to be informed, voice their opinions, and participate in the decision to endorse a proposed fee.~~

~~Specifically, it must be shown that fee details have been widely disseminated, broadly discussed, voted on while school is in session, and requested by students.~~

- ~~• For purposes of this policy, voted on means attaining:
 - a) a simple majority vote via campus-wide referendum, with a minimum of one-quarter of currently enrolled students casting ballots;
 - b) a three-quarters vote of elected student government representatives; or
 - c) a simple majority vote via campus-wide referendum, conducted in conjunction and coinciding with the general election of a student government president or student representative to a campus board of regents or board of trustees.~~
- ~~• The proposed fee and intended exemption request have been presented to, and adopted by, the requesting institution's governing board. It is anticipated that elected student government representatives will actively participate in board presentations.~~
- ~~• Revenue from such fees will be used to pay debt service and M&O expenses on new facilities, or capital renewal and replacement costs on existing facilities and equipment that support student activities and services, such as student unions, fitness centers, recreation complexes, health clinics, and/or tutoring centers. The Council expects these uses to be fully explained to students prior to any votes endorsing a fee.~~
- ~~• In any given year, the impact of a student-endorsed fee on the overall increase in tuition and mandatory fees for students and their families will be reasonable. It may be appropriate to phase in the exemption over multiple years to maintain affordability and access.~~
- ~~• Requests for student-endorsed exemptions are infrequent events. The Council does not expect requests for exemptions under this policy to occur with undue frequency from any single institution and reserves the right to deny requests that by their sheer number are deemed excessive.~~
- ~~• A plan is in place for the eventual reduction or elimination of the fee upon debt retirement, and details of that plan have been shared with students. The Council does not expect a fee that qualifies for an exemption under this policy to be assessed at full rate in perpetuity. Such fees should either terminate upon completion of the debt or, in the case of new facilities, may continue at a reduced rate to defray ongoing M&O costs. In either case, to qualify for an exemption, students should be fully aware of the extent of their obligation prior to any votes endorsing a fee.~~

Exemption Process

~~Requests for an exemption under this policy will be evaluated on a case-by-case basis. To initiate the process:~~

- ~~• The requesting institution will notify Council staff of any pending discussions, open forums, referendums, or student government actions pertaining to a proposed special use fee and discuss fee details with Council staff as needed.~~
- ~~• After a fee has been endorsed by student referendum or through student government action and approved by the institution's governing board, campus officials and students will submit a written exemption request to the Council for its consideration.~~
- ~~• Council staff will review the request, assess whether or not the proposed fee qualifies for an exemption, and make a recommendation to the Council.~~

~~To facilitate the exemption request process, requesting institutions and students are required to provide the Council with the following information:~~

- ~~• Documents certifying that the specific project and proposed fee details have been widely disseminated, broadly discussed, voted on, and requested by students, as well as adopted by the institution's governing board.~~
- ~~• Documents specifying the fee amount, revenue estimates, uses of revenue, impact on tuition and fees during the year imposed (i.e., percentage points above the ceiling), and number of years the fee will be in place.~~
- ~~• Documents identifying the project's scope, time frame for completion, debt payment schedule, and plan for the eventual reduction or elimination of the fee upon debt retirement.~~

On April 28, 2011 the Council adopted a Special Use Fee Exception Policy that allowed Kentucky public postsecondary institutions, under certain conditions, to implement student endorsed fees that would be excluded from consideration when assessing institutional compliance with Council approved rate ceilings. In other words, in any given year, an institution could request, and the Council could approve, a new mandatory fee for the purposes of constructing a new facility or renovating an existing facility that would support student activities or services on campus but would not count toward a rate or dollar increase ceiling established by the Council.

Specifically, a Special Use Fee was defined in the policy as follows:

A student endorsed fee is a mandatory flat-rate fee, that has been broadly discussed, voted on, and requested by students and adopted by an institution's governing board, the revenue from which may be used to pay debt service and operations and maintenance expenses on new facilities, or capital renewal and replacement costs on existing facilities and equipment, that support student activities and services, such as student unions, fitness centers, recreation complexes, health clinics, and/or tutoring centers.

The underlying rationale for the exception policy was that the Council and campus officials wanted to accommodate the desires of students to assess a fee on themselves

to improve facilities that sustain student activities and services, without sacrificing revenue necessary to support institutional operations. Under the Council's previous approach, such fees, when implemented in the same year that the Council adopted a tuition and fee rate ceiling, would reduce the amount of unrestricted tuition and fee revenue available for the institution to support its Education and General (E&G) operation.

Fees that qualified for a Special Use Fee exemption were for a fixed, recurring amount that could not increase over time. For this reason, during the process of establishing tuition and fee ceilings, Council staff deducts these fees from total tuition and fees before applying a percent increase parameter. This keeps the fees at the same amount each year until they expire. In other words, percent increase parameters adopted by the Council are applied to current-year base rates. Base rates are defined as total tuition and fee charges, minus any Special Use Fees or Asset Preservation Fees previously approved by the Council, and minus an existing agency bond fee at KCTCS (i.e., BuildSmart Investment for Kentucky Competitiveness Fee).

Council policy stipulates that Special Use Fees will not be assessed at full rate in perpetuity, but will either terminate upon completion of the debt, or in the case of new facilities, continue at a reduced rate to defray ongoing maintenance and operations (M&O) costs. In addition, institutions are required to have a plan for the eventual reduction or elimination of the fee upon debt retirement.

Between June 10, 2011 and June 12, 2015, the Council approved Special Use Fee exception requests for five institutions. Although several institutions have asked about Special Use Fee exceptions in recent years, the Council changed its stance on allowing exemptions from rate ceilings. Declining enrollment at most institutions, precipitated by decreasing numbers of high school graduates and falling college participation rates, brought about a renewed focus on affordability and increased transparency in college pricing.

For several years, it has been a common practice for the Council to count all increases in mandatory fees toward tuition and fee rate ceilings and to not allow exceptions from the price caps. For this reason, the Special Use Fee Exception Policy will be terminated beginning in academic year 2025-26.

Although institutions will no longer be able to request exemptions from tuition and fee rate ceilings, periodic reporting requirements for Special Use Fees will remain in effect. Specifically, upon request by the Council, institutions will provide documentation certifying the date a Special Use Fee was implemented, annual amounts of fee revenue generated to date, uses of fee revenue, the amount of fee revenue or agency bond funds used to finance facilities that support student activities and services, and the number of years the fee will remain in place.

Asset Preservation Fee Exception Policy

~~During the 2017-18 tuition setting process, campus officials asked if the Council would consider allowing institutions to assess a new student fee, dedicated to supporting expenditures for asset preservation and renovation projects, that would be treated as being outside the tuition and fee caps set annually by the Council. Staff responded that it was too late in the process to allow for a full vetting of a proposed change to the Council's Tuition and Mandatory Fee Policy prior to the Council adopting tuition ceilings at the March 31, 2017 meeting. In addition, staff wanted to explore the possibility of adopting a system-wide asset preservation fee that would benefit and address asset preservation needs at every public postsecondary institution.~~

~~In August 2017, staff determined that there was general interest among campus officials to pursue a change in tuition policy that would allow each institution the option to implement a student fee for asset preservation, if its administrators and governing board chose to do so, that would be exempted from Council approved tuition and fee ceilings. In September and October, Council staff worked with campus presidents, chief budget officers, and Budget Development Work Group members to develop the Asset Preservation Fee Exception Policy described below.~~

- ~~• Given that in 2007, Council and postsecondary institution staffs contracted with Vanderweil Facilities Advisors, Inc. (VFA) and Paulien and Associates to conduct a comprehensive assessment of Kentucky's public postsecondary education facilities to determine both system and individual campus needs for new and expanded space, asset preservation and renovation, and fit-for-use capital projects.~~
- ~~• Given that in 2013, VFA adjusted the data from its 2007 study to account for continuing aging of postsecondary facilities and rising construction costs and projected that the cumulative need for asset preservation and fit-for-use expenditure would grow to \$7.3 billion within the 2017 to 2021 timeframe.~~
- ~~• Given that over the past five biennia, 2008-10 through 2016-18, the Commonwealth of Kentucky has appropriated a total of \$262.0 million for its public colleges and universities to address asset preservation and renovation and fit-for-use projects, representing about 3.6% of the total cumulative need identified by VFA.~~
- ~~• Given that in late summer 2017, the Council and postsecondary institutions concluded that one reasonable course of action to begin to address the overwhelming asset preservation and renovation and fit-for-use needs was through sizable and sustained investment in existing postsecondary facilities, which could be accomplished through a cost sharing arrangement involving the state, postsecondary institutions, and students and families.~~
- ~~• Given that the best way to ensure the ongoing commitment and participation of students and families in a cost-sharing partnership to address asset preservation and renovation needs is through the implementation of an optional dedicated student fee.~~

- ~~Given that such an asset preservation fee, when implemented in the same year that the Council adopts a tuition and fee rate ceiling, would reduce the amount of additional unrestricted tuition and fee revenue available for an institution to support its E&G operation.~~
- ~~The Council may elect to award an exemption to its tuition and fee rate ceiling of up to \$10.⁰⁰ per credit hour at the public universities, capped at 15 credit hours per semester for undergraduate students, for a dedicated student fee that supports asset preservation and renovation projects related to the instructional mission of the institution.~~
- ~~The Council may elect to award an exemption to its tuition and fee rate ceiling of up to \$5.00 per credit hour at KCTCS institutions, capped at 15 credit hours per semester, for a dedicated student fee that supports asset preservation and renovation projects related to the instructional mission of the institution.~~

Definition

~~An asset preservation fee is a mandatory, flat-rate fee that has been approved by an institution's governing board, the revenue from which shall either be expended upon collection on asset preservation and renovation and fit-for-use capital projects or used to pay debt service on agency bonds issued to finance such projects, that support the instructional mission of the institution. Thus, by definition, fee revenue and bond proceeds derived from such fees shall be restricted funds for the purposes of financing asset preservation and renovation projects. As a mandatory fee, an asset preservation fee may be assessed to students regardless of degree level or program or full-time or part-time status.~~

Eligibility Criteria

~~An asset preservation fee may qualify for an exemption from Council approved tuition and fee rate ceilings, provided the following criteria are met:~~

- ~~The proposed asset preservation project(s) and related fee shall be approved by the requesting institution's governing board.~~
- ~~Revenue from the fee may either be expended upon collection on asset preservation and renovation or fit-for-use projects, accumulated to meet a specific project's scope, or used to pay debt service on agency bonds or other instruments used to finance such projects.~~
- ~~Both the direct expenditure of fee revenue and the expenditure of agency bond funds generated by the fee may be used to meet matching requirements on state bond funds issued for asset preservation projects. In previous biennia, state leaders have required a dollar-for-dollar institutional match on state-funded asset preservation pools.~~
- ~~In any given academic year, the impact of implementing an asset preservation~~

~~fee, when combined with a tuition and fee increase supporting campus operations, will be reasonable for Kentucky students and families. For the purposes of this policy exemption, the Council shall determine whether a proposed asset preservation fee, in combination with a tuition and fee increase allowed under a Council-approved tuition ceiling, is reasonable. This assessment will be made within the context of state economic and budgetary conditions, institutional resource needs, and affordability concerns at the time.~~

- ~~• Depending on the outcome of the aforementioned assessment, it may be appropriate to phase in a requested fee over multiple years to maintain affordability and access.~~
- ~~• The Council does not expect a fee that qualifies for an exemption under this policy to remain in effect in perpetuity. To be eligible for an exemption, the requesting institution must have a plan in place for the eventual elimination of a proposed asset preservation fee within 25 years of its initial implementation date.~~

Exemption Process

~~The Council will evaluate requests for a fee exemption under this policy on a case-by-case basis. To initiate the process:~~

- ~~• An institution's governing board must approve the proposed asset preservation project(s) and related student fee.~~
- ~~• Campus officials must submit to the Council a copy of that board approval, along with a written request to exempt the asset preservation fee from Council tuition and fee ceilings.~~
- ~~• Council staff will review the request, assess whether or not the proposed project(s) and related fee qualify for an exemption, and make a recommendation to the Council.~~

~~To facilitate the exemption-request review process, a requesting institution shall provide the Council with the following information:~~

- ~~• Documents certifying that the specific asset preservation project(s) financed and proposed fee details have been approved by the institution's governing board.~~
- ~~• Documents specifying the fee amount, anticipated implementation date, revenue projections, uses of revenue, number of years the fee will be in place, and impact on tuition in year imposed (i.e., percentage points above ceiling).~~
- ~~• Documents identifying the project's scope, its timeframe for completion, debt payment schedule, and plan for the eventual elimination of the fee upon debt retirement.~~

Periodic Reporting

- ~~Upon request by the Council, the postsecondary institutions will provide documentation certifying the date an asset preservation fee was implemented, annual amounts of fee revenue generated to date, uses of fee revenue, the amount of fee revenue or agency bond funds used to meet state matching requirements on asset preservation project appropriations, and the number of years the fee will remain in place.~~

During the 2017-18 tuition setting process, campus officials asked if the Council would consider allowing institutions to assess a new student fee, dedicated to supporting expenditures for asset preservation and renovation projects, that would be exempted from tuition and fee caps set annually by the Council. Toward the end of calendar year 2017, staff worked with campus presidents, chief budget officers, and Budget Development Work Group members to draft a proposed exception policy that could be presented to the Council for review and approval.

On February 2, 2018, the Council adopted an Asset Preservation Fee Exception Policy that allowed each institution the option to implement a student fee for asset preservation that would not be considered by staff when assessing compliance with Council approved rate ceilings. Under the new policy, an institution could request, and the Council could approve, a new mandatory fee supporting the renovation or renewal of existing instructional facilities and neither the percent, nor the dollar increase associated with that fee would count toward a rate ceiling established by the Council.

Specifically, an Asset Preservation Fee was defined in the policy as follows:

An asset preservation fee is a mandatory, flat-rate fee that has been approved by an institution's governing board, the revenue from which shall either be expended upon collection on asset preservation and renovation and fit-for-use capital projects or used to pay debt service on agency bonds issued to finance such projects, that support the instructional mission of the institution. Thus, by definition, fee revenue and bond proceeds derived from such fees shall be restricted funds for the purposes of financing asset preservation and renovation projects.

The rationale for this exception stemmed from a desire on the part of stakeholders to address an overwhelming asset preservation and renovation need (\$7.3 billion in 2013) through sizable and sustained investment in existing postsecondary facilities and the realization that this could best be accomplished through a cost-sharing arrangement involving the state, postsecondary institutions, and students and families. The implementation of an optional student fee with revenue dedicated to supporting asset preservation projects was seen as the best way to ensure the ongoing participation of students and families in the cost-sharing approach.

Fees that qualified for an Asset Preservation Fee exemption were for a fixed, recurring amount that could not increase over time. For this reason, during the process of

establishing tuition and fee ceilings, Council staff deducts these fees from total tuition and fees before applying a percent increase parameter. This keeps the fees at the same amount each year until they expire. In other words, percent increase parameters adopted by the Council are applied to current-year base rates. Base rates are defined as total tuition and fee charges, minus any Special Use Fees or Asset Preservation Fees previously approved by the Council, and minus an existing agency bond fee at KCTCS (i.e., BuildSmart Investment for Kentucky Competitiveness Fee).

At the time when the exception policy was established, the Council did not expect Asset Preservation Fees that qualified for an exemption under the policy to remain in effect in perpetuity. To be eligible for an exemption, a requesting institution was required to have a plan in place for the eventual elimination of the proposed fee within 25 years of its initial implementation date.

Between June 22, 2018 and April 26, 2019, the Council approved Asset Preservation Fee exception requests for four institutions. Although several institutions have asked about an Asset Preservation Fee exception since 2019, the Council changed its stance on allowing exemptions from rate ceilings. Declining enrollment at most institutions, precipitated by decreasing numbers of high school graduates and falling college participation rates, brought about a renewed focus on affordability and increased transparency in college pricing.

For several years, it has been a common practice for the Council to count all increases in mandatory fees toward tuition and fee rate ceilings and to not allow exceptions from the price caps. For this reason, the Asset Preservation Fee Exception Policy will be terminated beginning in academic year 2025-26.

Although institutions will no longer be able to request exemptions from tuition and fee rate ceilings, periodic reporting requirements for Asset Preservation Fees will remain in effect. Upon request by the Council, institutions will provide documentation certifying the date an Asset Preservation Fee was implemented, annual amounts of fee revenue generated to date, uses of fee revenue, the amount of fee revenue or agency bond funds used to finance facilities that support the instructional mission, and the number of years the fee will remain in place.

Ongoing Usage

Once an Asset Preservation Fee is approved by the Council, revenue generated from the fee may be used for ongoing asset preservation, renovation and fit-for-use projects with institutional board approval.

Asset preservation, renovation and fit-for-use project(s) financed with asset preservation fee revenue shall comply with all statutory requirements pertaining to the approval of capital projects (KRS 45.750, KRS 45.763, KRS 164.020 (11) (a), KRS 164A.575).

TITLE:	Tuition and Fee Proposals for Academic Year 2025-26
DESCRIPTION:	The Finance Committee recommends the Council approve the tuition and mandatory fee proposals for academic year 2025-26 received from Eastern Kentucky University, Murray State University and Western Kentucky University.
STAFF CONTACTS:	Bill Payne, Vice President for Finance Policy and Programs Adam Blevins, Associate Director of Finance Policy and Programs

COMMITTEE REVIEW & APPROVAL

The Finance Committee reviewed and endorsed for final approval the tuition and mandatory fee proposals for academic year 2025-26 received from ECU, Murray State and WKU at its June 9, 2025, meeting.

EXECUTIVE SUMMARY

On April 17, 2025, the Council on Postsecondary Education approved tuition and mandatory fee ceilings for academic years 2025-26 and 2026-27. Included among parameters adopted at that meeting were requirements that increases in resident undergraduate base rates not exceed \$450.00 in any one year at the research universities, not exceed \$420.00 in any one year at the comprehensive universities, and not exceed \$6.00 per credit hour in any one year at KCTCS institutions.

As of June 9, three universities have submitted tuition and fee rate proposals for academic year 2025-26 to the Council that have been reviewed and approved by their respective governing boards, including Eastern Kentucky University, Murray State University, and Western Kentucky University. CPE staff reviewed undergraduate, graduate, and online tuition and fee charges for every degree level, residency, and attendance status contained in those proposals and determined that they comply with Council-approved rate ceilings.

Staff recommends that the Finance Committee approve, and endorse to the full Council, tuition and mandatory fee charges for resident undergraduate and graduate students, nonresident undergraduate and graduate students, and online learners for academic year 2025-26 as proposed by the institutions and approved by their governing boards.

COUNCIL APPROVED TUITION AND FEE CEILINGS

On April 17, 2025, the Council adopted resident undergraduate tuition and mandatory fee ceilings for academic years 2025-26 and 2026-27 that equate to:

- A maximum base rate increase of no more than \$675.⁰⁰ over two years, and a maximum increase of no more than \$450.⁰⁰ in any one year, for public research universities.
- A maximum base rate increase of no more than \$630.⁰⁰ over two years, and a maximum increase of no more than \$420.⁰⁰ in any one year, for comprehensive universities.
- A maximum base rate increase of no more than \$9.⁰⁰ per credit hour over two years, and a maximum increase of no more than \$6.⁰⁰ per credit hour in any one year, for students attending KCTCS institutions.

At that same meeting, it was determined that the public institutions shall be allowed to submit for Council review and approval:

- Nonresident undergraduate tuition and fee rates that comply with the Council's *Tuition and Mandatory Fee Policy*, or otherwise adhere to provisions of an existing Memorandum of Understanding between the Council and an institution.
- Market competitive tuition and fee rates for graduate and online courses.

During the tuition-setting process, Council staff and campus officials identified and discussed several key issues that were relevant during the development of staff's tuition and fee recommendation, including: (a) the level of state support for campus operations; (b) a pending reduction in the state's pension subsidy; (c) relatively low tuition increases in recent years; (d) the onset and persistence of unprecedented inflationary cost increases; (e) recent trends in college spending; (f) declining college going rates; and (g) recent increases in student enrollment at nearly every institution; and (h) recent decreases in student loan debt. Staff believes the adopted ceilings will achieve an appropriate balance between resource needs of the institutions and affordability for Kentucky students and families.

As a reminder, the resident undergraduate tuition and fee ceilings approved by the Council apply to each institution's base rate charge. Base rates are defined as total tuition and fee charges, minus any Special Use Fees and Asset Preservation Fees previously approved by the Council, and minus an agency bond fee at KCTCS (i.e., BuildSmart Investment for Kentucky Competitiveness Fee). Council staff deduct these fees from total tuition and fees before applying a percent increase parameter, which keeps the fees at a fixed amount each year until they expire. The paragraphs below contain proposed base rates for academic year 2025-26, current-year base rates, and calculated dollar and percent changes between those rates for each institution.

CAMPUS TUITION AND FEE PROPOSALS

Officials from ECU, MuSU, and WKU have submitted undergraduate and graduate tuition and fee proposals for academic year 2025-26 to the Council, along with tuition and fee revenue estimates for fiscal years 2024-25 and 2025-26. Staff has reviewed each institution's proposed 2025-26 tuition and fee charges for every degree level, residency, and attendance status and determined that they comply with Council approved ceilings.

Eastern Kentucky University

On May 30, 2025, Eastern Kentucky University (EKU) submitted a proposal to the Council, containing board-approved tuition and mandatory fee charges for academic year 2025-26. As can be seen in Table 1, between academic years 2024-25 and 2025-26, the university is proposing to increase its annual base-rate charge for resident undergraduate students by \$420.⁰⁰, or 4.2 percent. This increase complies with the Council's approved ceiling for resident undergraduate tuition and mandatory fees, which stipulates that base rate charges cannot increase by more than \$420.⁰⁰ in any one year at comprehensive universities. The university's proposed tuition and fee charges for nonresident, graduate, and online students also adhere to Council parameters.

The tuition and fee charges included in ECU's proposal were approved by the university's Board of Regents at their May 15, 2025, meeting. Staff recommends that the Finance Committee approve, and endorse to the full Council, tuition and fee rates as proposed by Eastern Kentucky University.

Eastern Kentucky University					Table 1
Proposed Tuition and Fee Base Rates					
Academic Year 2025-26					
	Current	Proposed			
<u>Rate Category</u>	<u>2024-25</u>	<u>2025-26</u>	<u>Dollar</u>	<u>Percent</u>	
	<u>Base Rates</u>	<u>Base Rates</u>	<u>Change</u>	<u>Change</u>	
Undergraduate					
Resident	\$10,020	\$10,440	\$420	4.2%	
Nonresident	20,930	12,000	(8,930)	-42.7%	
Graduate					
Resident	\$583.00 pch	\$607.00 pch	\$24.00	4.1%	
Nonresident	796.00 pch	829.00 pch	33.00	4.1%	
Base rates for ECU do not include a Special Use Fee of \$150. ⁰⁰ per semester, or \$300. ⁰⁰ per year, for full-time students. Nor do they include an Asset Preservation Fee of \$10. ⁰⁰ per credit hour, capped at 15 credit hours or \$150. ⁰⁰ per semester, or \$300.00 per year, for full-time					
pch = per credit hour					

Attachment A contains additional categories of tuition and fee charges, including proposed per-credit-hour rates for part-time resident and nonresident undergraduate students, rates for part-

time graduate students, and online rates. Staff recommends approval of these additional rates as proposed by the university.

Estimated Tuition Revenue

EKU officials estimate that proposed 2025-26 tuition and mandatory fee charges for all categories of students (i.e., every academic level, residency, and full-time or part-time status) will generate about \$167.9 million in gross tuition and fee revenue, which is \$7.2 million more than anticipated revenue for the current year (see Attachment B). The university's E&G fixed costs are projected to increase by \$10.3 million between fiscal years 2024-25 and 2025-26, which represents an increase of 3.8 percent over current-year costs.

Murray State University

On June 6, 2025, Murray State University (MuSU) submitted a proposal to the Council, containing planned tuition and mandatory fee charges for academic year 2025-26. As can be seen in Table 2, between academic years 2024-25 and 2025-26, the university is proposing to increase its annual base-rate charge for resident undergraduate students by \$420.⁰⁰, or 4.2 percent. The undergraduate base rates in Table 2 apply to students who enrolled at MuSU during summer term 2020 or after. See Attachment C for a listing of proposed base rate charges assessed to students who enrolled between summer term 2016 and spring 2020.

MuSU's proposed base rate increase for resident undergraduate students complies with the Council's approved ceiling for resident undergraduate tuition and mandatory fees, which stipulates that base rate charges cannot increase by more than \$420.⁰⁰ in any one year at comprehensive universities. The university's proposed tuition and fee charges for nonresident, graduate, and on-line students also adhere to Council parameters.

The tuition and fees included in MuSU's proposal were approved by the university's Board of Regents at their June 6, 2025, meeting. Staff recommends that the Finance Committee approve, and endorse to the full Council, tuition and fee rates as proposed by Murray State University and approved by the university's governing board.

Attachment C contains additional categories of tuition and fee charges, including proposed per-credit-hour rates for part-time resident and nonresident undergraduate students, rates for part-time graduate students, and online rates. Staff recommends approval of these additional rates as proposed by the university.

Estimated Tuition Revenue

MuSU officials estimate that proposed 2025-26 tuition and mandatory fee charges for all categories of students (i.e., every academic level, residency, and full-time or part-time status) will generate about \$118.7 million in gross tuition and fee revenue, which is \$4.2 million more than anticipated revenue for the current year (see Attachment D). The university's E&G fixed costs are projected to increase by \$9.1 million between fiscal years 2024-25 and 2025-26, or about 4.6 percent over current-year costs.

Murray State University Proposed Tuition and Fee Base Rates Academic Year 2025-26				Table 2
<u>Rate Category</u>	<u>Current 2024-25 Base Rates</u>	<u>Proposed 2025-26 Base Rates</u>	<u>Dollar Change</u>	<u>Percent Change</u>
Undergraduate				
Resident	\$9,900	\$10,320	\$420	4.2%
Nonresident	19,836	20,676	840	4.2%
Graduate				
Resident	\$593.50 pch	\$618.50 pch	\$25.00	4.2%
Nonresident	593.50 pch	618.50 pch	25.00	4.2%
Base rates for MuSU do not include a Special Use Fee of \$10.00 per credit hour, capped at 15 hours or \$150. ⁰⁰ per semester, or \$300. ⁰⁰ per year, for full-time students (fall and spring only).				
pch = per credit hour				

Western Kentucky University

On June 6, 2025, Western Kentucky University submitted a proposal to the Council, containing planned tuition and mandatory fee charges for academic year 2025-26. As can be seen in Table 3, between academic years 2024-25 and 2025-26, the university is proposing to increase its annual base-rate charge for resident undergraduate students by \$420.⁰⁰, or 3.6 percent. This increase complies with the Council's approved ceiling for resident undergraduate tuition and mandatory fees, which stipulates that base rate charges cannot increase by more than \$420.⁰⁰ in any one year at comprehensive universities. The university's proposed tuition and fee charges for nonresident, graduate, and online students also adhere to Council parameters.

Western Kentucky University Proposed Tuition and Fee Base Rates Academic Year 2025-26				Table 3
<u>Rate Category</u>	<u>Current 2024-25 Base Rates</u>	<u>Proposed 2025-26 Base Rates</u>	<u>Dollar Change</u>	<u>Percent Change</u>
Undergraduate				
Resident	\$11,452	\$11,872	\$420	3.7%
Nonresident	26,800	26,800	0	0.0%
Graduate				
Resident	\$597.00 pch	\$597.00 pch	\$0.00	0.0%
Nonresident	907.00 pch	907.00 pch	0.00	0.0%
Base rates for WKU do not include a Special Use Fee of \$100. ⁰⁰ per semester, or \$200. ⁰⁰ per year, for full-time students. The Special Use Fee is also assessed at \$10. ⁰⁰ per credit hour for part-time and graduate students.				
pch = per credit hour				

The tuition and fees included in WKU's proposal were approved by the university's Board of Regents at their June 6, 2025, meeting. Staff recommends that the Finance Committee approve, and endorse to the full Council, tuition and fee rates as proposed by Western Kentucky University and approved by the university's governing board.

Attachment E contains additional categories of tuition and fee charges, including proposed per-credit-hour rates for part-time resident and nonresident undergraduate students, rates for part-time graduate students, and online rates. Staff recommends approval of these additional rates as proposed by the university.

Estimated Tuition Revenue

WKU officials estimate that proposed 2025-26 tuition and mandatory fee charges for all categories of students (i.e., every academic level, residency, and full-time or part-time status) will generate about \$181.6 million in gross tuition and fee revenue, which is \$326,200 less than anticipated revenue for the current year (see Attachment F). The university's E&G fixed costs are projected to decrease by \$3.2 million between fiscal years 2024-25 and 2025-26, or about 1.3 percent under current-year costs.

STAFF RECOMMENDATION

Council staff reviewed the tuition and fee proposals for academic year 2025-26 received from EKU, MuSU, and WKU and determined that they comply with the resident undergraduate tuition and fee ceilings for comprehensive universities adopted by the Council at the April 17, 2025, meeting. Staff has determined that proposed prices for nonresident undergraduate students adhere to provisions of the Council's *Tuition and Mandatory Fee Policy*, or a previously approved Memorandum of Understanding between the Council and an institution. Finally, proposed tuition and fee charges for graduate and online students adhere to Council parameters.

Proposed 2025-26 Tuition and Mandatory Fee Charges
Eastern Kentucky University

<i>Category</i>	Fall 2025	Spring 2026	Annual 2025-2026	Summer 2026	Winter 2025
<i>Undergraduate</i>					
Resident					
Under 12 credit hours (per hour)	\$ 435	\$ 435		\$ 435	\$ 435
12 - 15 credit hours (flat rate)	\$ 5,220	\$ 5,220	\$ 10,440		
Above 15 credit hours (per hour)	\$ 348	\$ 348			
Nonresident					
Under 12 credit hours (per hour)	\$ 500	\$ 500		\$ 500	\$ 500
12 - 15 credit hours (flat rate)	\$ 6,000	\$ 6,000	\$ 12,000		
Above 15 credit hours (per hour)	\$ 400	\$ 400			
Online Programs					
RN to BSN	\$ 510	\$ 510		\$ 510	\$ 510
All other online programs	\$ 462	\$ 462		\$ 462	\$ 462
<i>Graduate - Master's (per hour)</i>					
Resident	\$ 607	\$ 607		\$ 607	\$ 607
Nonresident	\$ 829	\$ 829		\$ 829	\$ 829
FTF Programs					
Master of Business Administration	\$ 676	\$ 676		\$ 676	\$ 676
M.A. in Clinical Mental Health Counseling	\$ 564	\$ 564		\$ 564	\$ 564
M.A. in Communication Disorders	\$ 564	\$ 564		\$ 564	\$ 564
M.F.A. in Creative Writing	\$ 607	\$ 607		\$ 607	\$ 607
Online Programs					
Master of Business Administration	\$ 733	\$ 733		\$ 733	\$ 733
Education - all master's online programs	\$ 564	\$ 564		\$ 564	\$ 564
Master of Nursing	\$ 733	\$ 733		\$ 733	\$ 733
M.S. in General Psychology - ABA Concentration	\$ 733	\$ 733		\$ 733	\$ 733
All other master's online programs	\$ 676	\$ 676		\$ 676	\$ 676
<i>Graduate - Doctoral (per hour)</i>					
Doctorate in Psychology	\$ 746	\$ 746		\$ 746	\$ 746
Online Programs					
Doctorate in Education	\$ 636	\$ 636		\$ 636	\$ 636
Doctorate Nursing Practice	\$ 746	\$ 746		\$ 746	\$ 746
Doctorate in Occupational Therapy	\$ 746	\$ 746		\$ 746	\$ 746
<i>EKU Now! (High School)</i>					
Per hour - to be determined by KCTCS/CPE					

ATTACHMENT B

Estimated 2025-26 Gross Tuition and Mandatory Fee Revenue Eastern Kentucky University

<i>Category</i>	Estimated 2024-25	Estimated 2025-26
<i>Undergraduate</i>		
Resident		
Fall	\$ 40,933,000	\$ 44,593,000
Spring	\$ 35,997,000	\$ 39,251,000
Summer	\$ 1,350,000	\$ 1,408,000
Nonresident		
Fall	\$ 8,524,000	\$ 4,960,000
Spring	\$ 7,571,000	\$ 4,570,000
Summer	\$ 240,000	\$ 243,000
Online Courses		
Winter	\$ 1,466,000	\$ 1,529,000
Online Programs		
Fall	\$ 14,231,000	\$ 17,116,000
Spring	\$ 14,048,000	\$ 17,058,000
Summer	\$ 5,150,000	\$ 5,352,000
<i>Graduate - Master's</i>		
Resident		
Fall	\$ 883,000	\$ 750,000
Spring	\$ 675,000	\$ 550,000
Summer	\$ 400,000	\$ 391,000
Nonresident		
Fall	\$ 411,000	\$ 425,000
Spring	\$ 272,000	\$ 250,000
Summer	\$ 65,000	\$ 94,000
Online Courses		
Winter	\$ 35,000	\$ 36,000
Online Programs		
Fall	\$ 6,303,000	\$ 6,550,000
Spring	\$ 6,825,000	\$ 7,064,000
Summer	\$ 4,000,000	\$ 4,090,000
<i>Graduate - Doctorate</i>		
Resident		
Fall	\$ 226,000	\$ 200,000
Spring	\$ 206,000	\$ 175,000
Summer	\$ -	\$ -
Non residency		
Fall	\$ 192,000	\$ 200,000
Spring	\$ 170,000	\$ 180,000
Summer	\$ -	\$ -
Online Programs		
Fall	\$ 1,137,000	\$ 1,201,000
Spring	\$ 1,218,000	\$ 1,231,000
Summer	\$ 600,000	\$ 729,000
<i>Special Use Fee</i>	\$ 4,100,000	\$ 4,182,000
<i>Asset Preservation Fee</i>	\$ 3,500,000	\$ 3,570,000
	\$ 160,728,000	\$ 167,948,000

Proposed 2025-26 Tuition and Mandatory Fee Charges
Murray State University

Category	Students admitted Summer 2016 to Spring 2020				Students admitted Summer 2020 and after			
	Fall 2025	Spring 2026	Annual 2025-26	Summer 2026	Fall 2025	Spring 2026	Annual 2025-26	Summer 2026
<i>Undergraduate</i>								
Resident								
Full-time (up to 15 hours)	5,160.00	5,160.00	10,320.00		5,160.00	5,160.00	10,320.00	
Per Credit Hour	430.00	430.00		430.00	430.00	430.00		430.00
(Online Courses Resident) Per Credit Hour	430.00	430.00		430.00	430.00	430.00		430.00
Nonresident*								
Full-time (up to 15 hours)	13,968.00	13,968.00	27,936.00					
Per Credit Hour	1,164.00	1,164.00		1,164.00				
(Online Courses Resident) Per Credit Hour	430.00	430.00		430.00				
Regional/Nonresident*								
Full-time (up to 15 hours)	10,338.00	10,338.00	20,676.00		10,338.00	10,338.00	20,676.00	
Per Credit Hour	861.50	861.50		861.50	861.50	861.50		861.50
(Online Courses Resident) Per Credit Hour	430.00	430.00		430.00	430.00	430.00		430.00
Programs that are 100% Online Per Credit Hour	430.00	430.00		430.00	430.00	430.00		430.00

*All nonresident students admitted Summer 2020 and after are charged the regional/nonresident rate.

Proposed 2025-26 Tuition and Mandatory Fee Charges
Murray State University

	All Graduate Students			
	Fall 2025	Spring 2026	Annual 2025-26	Summer 2026
<i>Graduate-All programs not defined below</i>				
PCH - Resident, Non-Resident, Regional, Online:	618.50	618.50		618.50
<i>Graduate-Education</i>				
Resident Per Credit Hour	426.00	426.00		426.00
Nonresident, Regional Per Credit Hour	618.50	618.50		618.50
Online Per Credit Hour, regardless of residency	618.50	618.50		618.50
<i>Graduate-below programs</i>				
Occupational Therapy				
Speech-Language Pathology				
Resident				
Per Credit Hour	682.50	682.50		682.50
Nonresident, Regional				
Per Credit Hour	682.50	682.50		682.50
Online Per Credit Hour, regardless of residency	618.50	618.50		618.50
<i>Graduate-below programs</i>				
Master of Business Administration				
Master of Science Cybersecurity Management				
Master of Science Mass communications with a Concentration in Public Relations				
Master of Science in Information Systems				
On campus and Online Per Credit Hour, regardless of residency	606.00	606.00		606.00
<i>Graduate-below programs</i>				
Master of Public Administration				
On campus and Online Per Credit Hour, regardless of residency	471.50	471.50		471.50
<i>Doctor of Education</i>				
Per Credit Hour, regardless of residency	671.00	671.00		671.00
Online Per Credit Hour, regardless of residency	618.50	618.50		618.50
<i>Doctor of English</i>				
Per Credit Hour, regardless of residency	671.00	671.00		671.00
Online Per Credit Hour, regardless of residency	618.50	618.50		618.50
<i>Doctor of Nursing Practice - Nursing</i>				
Per Credit Hour, regardless of residency	671.00	671.00		671.00
Online Per Credit Hour, regardless of residency	618.50	618.50		618.50
<i>Doctor of Nursing Practice - Family Nurse Practitioner</i>				
Per Credit Hour, regardless of residency	671.00	671.00		671.00
Online Per Credit Hour, regardless of residency	618.50	618.50		618.50
<i>Doctor of Nursing Practice - Nurse Anesthetist</i>				
Per Credit Hour, regardless of residency	796.50	796.50		796.50
Online Per Credit Hour, regardless of residency	618.50	618.50		618.50

Notes:

- (a) Students enrolled in full online programs will not have their courses capped and will be billed for each credit hour enrolled.
- (b) All undergraduate rates are capped at fixed-flat full-time for 12-15 credit hours. Hours above 15 assessed at the appropriate resident, regional or non-resident rate.

ATTACHMENT D

Estimated 2025-26 Gross Tuition and Mandatory Fee Revenue Murray State University

<i>Category</i>	Estimated 2024-25	Estimated 2025-26
<i>Undergraduate</i>		
Resident	\$ 44,770,129	\$ 46,417,670
Nonresident	51,773,529	\$ 53,679,345
Online (a)	1,556,626	\$ 1,614,221
<i>Graduate</i>		
Resident	3,169,451	\$ 3,286,721
Nonresident	2,010,527	\$ 2,084,916
Online	7,903,814	\$ 8,196,255
<i>Doctoral</i>		
Resident	484,016	\$ 501,925
Nonresident	414,691	\$ 430,035
Online	2,353,490	\$ 2,440,569
Total	\$ 114,436,273	\$ 118,651,656

- (a) Revenues from online courses, unless the programs are fully online, are not tracked by MuSU since online courses are available as part of the full-time 15 hour cap. Online courses that are not specific to fully online programs are included in the Resident and Nonresident amounts.

ATTACHMENT E

Proposed 2025-26 Tuition and Mandatory Fee Charges Western Kentucky University

<i>Category</i>	Fall 2025	Spring 2026	Annual 2025-26	Winter & Summer 2026
<i>Undergraduate</i>				
Resident				
Full-time (12-18 credit hours)	6,036	6,036	12,072	503.00
Military at Resident Rate	6,036	6,036	12,072	503.00
Part-time (Per Credit Hour)	503.00	503.00		503.00
Dual Credit (Per Credit Hour)	95.00	95.00		
Nonresident				
Full-time (12-18 credit hours)	13,500	13,500	27,000	1,125
Full-time - Tuition Incentive Program (12-18 credit hours)	7,068	7,068	14,136	589
Part-time (Per Credit Hour)	1,125	1,125		1,125
Part-time - Tuition Incentive Program (Per Credit Hour)	589	589		589
Part-time - Distance Learning (Online Courses)	551	551		551
International				
Full-time (12-18 credit hours)	13,824	13,824	27,648	1,152
Part-time (Per Credit Hour)	1,152	1,152		1,152
<i>Graduate</i>				
Resident				
Per Credit Hour	607	607	607	607
Military at Resident Rate	607	607	607	607
Kentucky P-12 Educator	350	350	350	350
Nonresident				
Domestic Per Credit Hour	917	917	917	917
International Per Credit Hour	953	953	953	953
Distance Learning (Online Courses)	707	707	707	707
Doctorate, Psychology				
Resident (Per Credit Hour)	690	690	690	690
Military Veteran/Dependent(Per Credit Hour)	690	690	690	690
Nonresident, International (Per Credit Hour)	953	953	953	953
Nonresident,Domestic (Per Credit Hour)	917	917	917	917
Doctorate, Nurse Practitioner				
Resident (Per Credit Hour)	663	663	663	663
Nonresident (Per Credit Hour)	858	858	858	858
Doctorate, Physical Therapy				
Resident (Per Credit Hour)	643	643	643	643
Nonresident (Per Credit Hour)	909	909	909	909
Active Military (Per Credit Hour)	250	250	250	250
<i>Special Program</i>				
Kentucky/Multi-state P-12 Educator	350	350	350	350
Local Government Employee Discount Program	500	500	500	500
KASA	450	450	450	450
KEA	425	425	425	425
SESC	425	425	425	425
RN to BSN Program	394	394	394	394
Included in the above:				
Special Use Fee (FT)	100	100	200	-
Special Use Fee (PT) pro-rated by credit hour	10	10	10	10

ATTACHMENT F

Estimated 2025-26 Gross Tuition and Mandatory Fee Revenue Western Kentucky University

<i>Category</i>	Estimated 2024-25	Estimated 2025-26
<i>Undergraduate</i>		
Resident	\$ 93,707,500	\$ 93,346,300
Nonresident	47,622,400	48,936,800
Online	11,665,500	10,560,700
<i>Graduate (incl practice based doctoral)</i>		
Resident	\$ 13,412,600	\$ 12,794,400
Nonresident	4,802,200	5,616,800
Online	2,342,000	2,036,000
<i>Student Athletics Fee</i>	\$ 4,800,000	\$ 4,750,000
<i>Centers Fee (Auxiliary Enterprises)</i>	\$ 1,375,000	\$ 1,370,000
<i>Special Use Fees</i>	\$ 2,150,000	\$ 2,140,000
Total	\$ 181,877,200	\$ 181,551,000

Western Kentucky University Fall FTE and Fall Tuition and Fee Revenue

<i>Category</i>	Fall 2024 FTE Enrollment	Estimated Fall 2025 FTE Enrollment
<i>Undergraduate</i>		
Resident	8,149	8,034
Nonresident	3,257	3,374
Online	622	697
<i>Graduate</i>		
Resident	1,171	1,133
Nonresident	202	207
Online	-	-
	Fall 2024	Estimated Fall 2025
<i>Gross Tuition & Fee Revenue</i>	\$ 181,877,200	\$ 181,551,000
<i>Net Tuition & Fee Revenue</i>	\$ 122,200,900	\$ 127,209,100

TITLE: Delegation of Authority Request

DESCRIPTION: The Finance Committee recommends the Council approve a request to delegate authority to the CPE President to approve tuition and fee proposals submitted by UK, UofL, KSU, MoSU, NKU, and KCTCS, provided they comply with Council parameters.

STAFF CONTACTS: Adam Blevins, Associate Director of Finance Policy and Programs
Brent Floyd, Senior Associate of Finance Policy and Programs

COMMITTEE REVIEW & APPROVAL

The Finance Committee reviewed and endorsed for approval the proposed delegation of authority at its June 9, 2025, meeting.

SUPPORTING INFORMATION

About seven years ago, the Council adopted an approach that requires institutions to secure approval of proposed tuition and fee rates from their respective governing boards, before bringing those proposals to the Council for approval. More recently, the Council has employed a practice of requiring institutions to have their rate proposals reviewed and endorsed by the Finance Committee, before bringing them to the full Council.

For the upcoming academic year, campus officials at six institutions have informed CPE staff that their respective governing boards will not meet to approve tuition and fee rates until after the Finance Committee's June 9, 2025, meeting. Specifically, the meeting dates for each of the governing boards are:

- Northern Kentucky University (NKU) - June 11
- Kentucky Community and Technical College System (KCTCS) - June 13
- University of Kentucky (UK) - June 13
- Morehead State University (MoSU) - June 20
- University of Louisville (UofL) - June 26
- Kentucky State University (KSU) - June 26

Given the timing of these meetings, it is not possible for the Finance Committee to review and endorse tuition and fee proposals from these institutions at the June 9 meeting that have been previously approved by the respective governing boards. For this reason, staff recommends that the Finance Committee approve and endorse to the full Council a request to delegate authority

to the CPE President to review and approve campus tuition and fee proposals, submitted by UK, UofL, KSU, MoSU, NKU, and KCTCS, provided they comply with parameters approved by the Council at their April 17, 2025, meeting. If authorized, this will allow the identified universities and KCTCS to have their tuition and fee rates approved much earlier than the Council's September 12, 2025, meeting.

TITLE:	Tuition Reciprocity Agreements -- Indiana, Ohio, and West Virginia
DESCRIPTION:	The Finance Committee recommends the Committee endorse for Council approval the tuition reciprocity agreements with Indiana for the time period July 1, 2025, through June 30, 2029, and with Ohio and West Virginia for the time period July 1, 2025, through June 30, 2027.
STAFF CONTACTS:	Brent Floyd, Senior Associate, Finance Policy & Programs Adam Blevins, Associate Director, Finance Policy & Programs

COMMITTEE REVIEW & APPROVAL

The Finance Committee reviewed and endorsed tuition reciprocity agreements with Indiana, Ohio and West Virginia at its June 9, 2025, meeting.

SUPPORTING INFORMATION

Tuition reciprocity agreements are arrangements between two or more states where the residents of a defined region in one state can enroll at identified institutions (or in selected programs) in another state (and vice versa) for a reduced tuition charge.

In general, advantages of reciprocity agreements include:

- Broader educational access and opportunity for residents of a region;
- Reduction in unnecessary duplication of academic programs; and
- Cost savings to a home state by utilizing academic programs in other states.

Currently, Kentucky has tuition reciprocity agreements with Indiana (IN), Ohio (OH), and West Virginia (WV), all of which expire on June 30, 2025. Staff have worked with officials from these states and participating Kentucky institutions to renegotiate the agreements in compliance with policies adopted by the Council. Agreements with Indiana and Ohio have minor changes, while the agreement with West Virginia has no substantive changes.

Kentucky/Indiana Agreement

The only verbiage change to the current agreement was a request by Indiana stakeholders to add Hardin and Nelson counties in Kentucky to the list of eligible reciprocating counties at

Indiana University Southeast. The agreement contains provisions for making changes while the agreement is in place, provided that all parties are amenable.

Council staff recommends renewal of the Kentucky/Indiana Reciprocity Agreement for four years, from July 1, 2025, through June 30, 2029. Officials at participating Kentucky institutions support this approach. See Attachment A for a copy of the Kentucky/Indiana Reciprocity Agreement. Participating institutions and reciprocity counties are:

KY Institutions and Eligible IN Counties

Gateway Community and Technical College

Dearborn County	Franklin County
Jefferson County	Ohio County
Ripley County	Switzerland County

Henderson Community College

Dubois County	Gibson County
Perry County	Pike County
Posey County	Spencer County
Vanderburgh County	Warrick County

Jefferson Community & Technical College

Clark County	Crawford County
Dearborn County	Floyd County
Franklin County	Harrison County
Jefferson County	Ohio County
Ripley County	Scott County
Switzerland County	Washington County

Northern Kentucky University

Dearborn County	Franklin County
Jefferson County	Ohio County
Ripley County	Switzerland County

Owensboro Community & Technical College

Dubois County	Gibson County
Perry County	Pike County
Posey County	Spencer County
Vanderburgh County	Warrick County

University of Louisville

Clark County	Crawford County
Floyd County	Harrison County
Perry County	Scott County
Washington County	

Western Kentucky University - Owensboro Campus (Junior level and above)

Dubois County	Gibson County
Perry County	Pike County
Posey County	Spencer County

IN Institutions and Eligible KY Counties

Indiana University-Southeast including Purdue Polytechnic Statewide

Bullitt County	Hardin County
Jefferson County	Meade County
Nelson County	Oldham County
Shelby County	Spencer County
Trimble County	

Ivy Tech C.C. Region 12 (Evansville)

Daviess County	Hancock County
Henderson County	Union County

Ivy Tech C. C. Region 13 (Sellersburg)

Bullitt County	Meade County
Jefferson County	Oldham County

Ivy Tech C. C. Region 11 (Batesville, Lawrenceburg and Madison)*

Boone County	Bracken County
Campbell County	Carroll County
Gallatin County	Grant County
Henry County	Kenton County
Oldham County	Owen County
Pendleton County	Trimble County

U. of Southern Indiana (Evansville)

Daviess County	Hancock County
Henderson County	Union County
Vanderburgh County	Warrick County

The following table provides a comparison of Kentucky and Indiana reciprocity student headcount, FTE students, and attempted student credit hours rounded to the nearest whole numbers:

Indiana and Kentucky 2023-24 Reciprocity Students	KY Residents at IN Institutions	IN Residents at KY Institutions
Student Headcount	2,135	2,217
Full-time Equivalent Students	1,164	1,180
Credit Hours	34,303	35,391

The ratio of Indiana reciprocity full-time equivalent (FTE) students in Kentucky to Kentucky reciprocity FTE students in Indiana in 2023-24 was nearly 1 to 1 (i.e., for every one FTE Indiana resident at Kentucky institutions there are 0.98 FTE Kentucky residents at Indiana institutions).

Kentucky/Ohio Agreement

Pursuant to Ohio law, the Ohio agreements have two-year terms. There are three separate agreements; all current agreements with Ohio are scheduled to expire on June 30, 2025. The agreements contain provisions for making changes while the agreements are in place, provided that all parties are amenable.

Ohio Stakeholders requested the following changes to the verbiage in Agreement 2:

- Ohio University requested that several of their campuses be added to the agreement since Kentucky students' reciprocity was limited to only 2 campuses. Expanding the agreement allows these students to diversify their studies to courses that may only be offered at another campus within the Ohio University System.
- Southern State Community College requested that Highland County in Ohio be added to the agreement since some of their students from that county want to attend Morehead State University.
- Southern State Community College also requested the removal of their Medical Assisting Program at Shawnee as the program has been archived.

*Includes the two-plus-two completion business program with Indiana U. East on the Ivy Tech C. C. Region 11 campus.

Ohio stakeholders also shared a request that Shawnee State University be included in Agreement 3 (they are already included in Agreement 2). No changes were requested from either side for Agreement 1.

Council staff recommends renewal of the Kentucky/Ohio Reciprocity Agreements for the period of July 1, 2025 through June 30, 2027. Officials at participating Kentucky institutions support the proposed agreements. Additional necessary corrections and updates to agreement language are shown in the attached proposed agreements. Kentucky and Ohio have three separate agreements (Attachments B1, B2, and B3). Participating institutions and reciprocity counties are:

Agreement 1:

KY Institutions & Eligible OH Counties

Northern Kentucky University
Gateway Community & Technical College

Adams County	Brown County
Butler County	Clermont County
Clinton County	Fayette County
Hamilton County	Highland County
Warren County	

OH Institutions & Eligible KY Counties

Cincinnati State Technical & Community College
Clark State College
Miami University Hamilton Campus
Miami University Middletown Campus
Southern State Community College
University of Cincinnati

Bracken County	Boone County
Campbell County	Carroll County
Gallatin County	Grant County
Kenton County	Pendleton County

Agreement 2:

KY Institutions & Eligible OH Counties

Ashland Community & Technical College
Maysville Community & Technical College
Morehead State University – Morehead
Morehead State University – Ashland

Adams County	Athens County
Brown County	Gallia County
Highland County	Jackson County
Lawrence County	Meigs County
Pike County	Scioto County
Vinton County	

OH Institutions & Eligible KY Counties

Ohio University – Athens
Ohio University – Chillicothe
Ohio University – Eastern
Ohio University – Lancaster
Ohio University – Southern
Ohio University – Zanesville
Rio Grande Community College
Shawnee State University
Southern State Community College

Boyd County	Carter County
Elliot County	Fleming County
Greenup County	Lawrence County
Lewis County	Mason County
Rowan County	

Agreement 3:

KY Institutions & Eligible OH Counties

Maysville Community & Tech. College

Adams County Brown County
Clermont County

OH Institutions & Eligible KY Counties

Miami University Hamilton Campus

Miami University Middletown Campus

Shawnee State University

University of Cincinnati – Clermont College

Bracken County Lewis County
Mason County Robertson County

The following table provides a comparison of Kentucky and Ohio reciprocity student headcount, FTE students, and attempted student credit hours rounded to the nearest whole numbers:

Ohio and Kentucky 2023-24 Reciprocity Students	KY Residents at OH Institutions	OH Residents at KY Institutions
Student Headcount	1,424	1,090
Full-time Equivalent Students	930	528
Credit Hours	27,899	15,834

The ratio of Ohio reciprocity full-time equivalent (FTE) students in Kentucky to Kentucky reciprocity FTE students in Ohio in 2023-24 was 1.0 to 1.76 (i.e., for every one FTE Ohio resident at Kentucky institutions there are 1.76 FTE Kentucky residents at Ohio institutions).

Kentucky/West Virginia Agreement

The current agreement with West Virginia has a two-year term and will expire on June 30, 2025. It contains provisions to make changes before the agreement's expiration with the consent of all parties.

Kentucky and West Virginia stakeholders requested no changes to the current agreement. Council staff recommends renewal of the Kentucky/West Virginia Reciprocity Agreement for the period of July 1, 2025, through June 30, 2027. Officials at participating Kentucky institutions support the proposed agreement.

See Attachment C for the Kentucky/West Virginia Reciprocity Agreement. Participating institutions and reciprocity counties are:

KY Institutions & Eligible WV Counties

Ashland Community & Technical College

Big Sandy Community & Technical College

Cabell County McDowell County
Mingo County Wayne County

WV Institutions & Eligible KY Counties

Mountwest Community & Technical College

Southern West Virginia Community & Technical College

Boyd County Lawrence County
Martin County Pike County

The table below provides a comparison of Kentucky and West Virginia student headcount, FTE students, and attempted student credit hours rounded to the nearest whole numbers:

West Virginia and Kentucky 2021-22 Reciprocity Students	KY Residents at WV Institutions	WV Residents at KY Institutions
Student Headcount	142	211
Full-time Equivalent Students	54	73
Credit Hours	1603	2,201

The ratio of West Virginia reciprocity full-time equivalent (FTE) students in Kentucky to Kentucky FTE students in West Virginia in 2023-24 was 1.0 to 0.74 (i.e., for every one FTE West Virginia resident at Kentucky institutions there are 0.74 FTE Kentucky residents at West Virginia institutions).

MEMORANDUM OF UNDERSTANDING BETWEEN INDIANA AND KENTUCKY REGARDING TUITION RECIPROCITY

2025-2029

Parties

For Indiana: Indiana Commission for Higher Education, University of Southern Indiana, Ivy Tech Community College Batesville, Evansville, Lawrenceburg, Madison, and Sellersburg, Indiana University Southeast, and Purdue Polytechnic Statewide

For Kentucky: Kentucky Council on Postsecondary Education, Henderson Community College, Elizabethtown Community and Technical College, Owensboro Community and Technical College, Jefferson Community and Technical College, Gateway Community and Technical College, University of Louisville, Western Kentucky University – Owensboro campus, and Northern Kentucky University

Purpose

The states of Indiana and Kentucky desire to provide postsecondary opportunities for the residents of designated counties in both states. Under this agreement, eligible students will be assessed tuition and fees at the enrolling institutions' resident rate, unless otherwise stated in this agreement.

This agreement describes how both states will provide such opportunities.

Period Covered By Agreement

July 1, 2025 – June 30, 2029

Eligible Students

- A. To be eligible under the terms of this agreement, students must (1) be legal residents of one of the counties designated by both states as an eligible county, (2) be accepted by an eligible institution identified as accepting students from that county as outlined in Appendix A, and (3) enroll at that institution.
- B. Eligible students may enroll in any undergraduate or graduate degree program offered by the eligible institution with these exceptions: Dental, Medical, and Law programs.
- C. Eligible students may enroll on a full-time or part-time basis.
- D. Eligible students shall be subject to the same general or selective program admission standards as resident students.
- E. Eligible students for whom space is available may enroll in fully online classes at eligible Kentucky Community and Technical College System (KCTCS) institutions as outlined in Appendix A at the

resident rate. This agreement does not preclude KCTCS from charging fully online Indiana resident students attending any KCTCS institution the Kentucky resident rate.

- F. Under this agreement, eligible students shall be assessed tuition and fees at the enrolling institutions' resident rate.

Terms of Agreement

- A. The states of Indiana and Kentucky agree:

1. For the duration of this agreement, eligible counties shall consist of those counties listed in Appendix A.
2. That the public postsecondary institutions that will participate in this agreement are those listed in Appendix A. Each state will publicize the other state's eligible institutions.
3. To treat reciprocity students as resident students when determining appropriations for higher education.
4. That, in the event that this agreement is not renewed, enrolled reciprocity students may complete their degree programs with state support at reciprocal rates of tuition so long as they maintain continuous enrollment.
5. To jointly monitor cross-border student flows under this agreement.
6. To confer annually to discuss the agreement and its impact and to recommend changes as might be appropriate and mutually agreed upon under conditions of Section VI. A. below.

- B. Each participating institution will:

1. Treat eligible students as resident students for admission and placement purposes.
2. Treat eligible students as resident students with respect to registration, refunds, student records, and academic advising.
3. Report eligible student headcount, FTE, and credit hours in each academic term to its state agency for higher education.
4. Report eligible students as separately identifiable out-of-state students when reporting enrollment data to its state agency for higher education.
5. Periodically assess the progress of this agreement and to consider changes as might be appropriate.

Amendment, Renewal or Termination of Agreement

- A. The agreement may be amended through mutual consent of all parties, providing the amendment is in writing and signed by all parties to the agreement prior to the effective date of the amendment

- B. The parties may amend the agreement in the following manner:
1. Amendments must be presented to each of the parties of this agreement for their consideration.
 2. Each party of this agreement will then have sixty (60) days to respond in writing with a decision as to whether they approve/disapprove the proposed amendment to the agreement.
 3. The responses will be sent to all parties in the agreement.
 4. After 60 days, if all parties approve of the proposed amendment, the agreement will be amended. If all parties do not approve, the agreement will not be amended.
- C. Discussions regarding the renewal of this agreement should begin roughly one year prior to its expiration.
- D. This agreement may be terminated by any of the participating institutions, by the Indiana Commission for Higher Education, or by the Kentucky Council on Postsecondary Education, as of June 30th of any year, provided that the party electing to terminate has delivered written notice of such intention to terminate to the other parties by the preceding January 1st. In the case of such a termination by the Indiana Commission on Higher Education or the Kentucky Council on Postsecondary Education, any such election to terminate shall have the effect of terminating the agreement as to it and all other parties hereto. In the case of a participating institution, any such election to terminate shall have the effect of terminating the agreement only as to itself and its participation in the reciprocity program.
- E. In the event of termination, all enrolled reciprocity students will be allowed to complete their degree programs with state support at reciprocal rates of tuition so long as they maintain continuous enrollment.

VII. Counterparts

This agreement may be executed in counterparts, each counterpart agreement shall be deemed an original and all of which together shall constitute one in the same instrument.

Appendix A ELIGIBLE INSTITUTIONS AND COUNTIES

Indiana Institutions and Kentucky Counties

Indiana University-Southeast, including
Purdue Polytechnic Statewide

Bullitt County
Hardin County
Henry County
Jefferson County
Meade County
Nelson County
Oldham County
Shelby County
Spencer County
Trimble County

Ivy Tech Community College
(Batesville, Lawrenceburg and Madison)*

Boone County
Bracken County
Campbell County
Carroll County
Gallatin County
Grant County
Henry County
Kenton County
Oldham County
Owen County
Pendleton County
Trimble County

Ivy Tech Community College
(Evansville)

Daviess County
Hancock County
Henderson County
Union County

Ivy Tech Community College
(Sellersburg)

Bullitt County
Meade County
Jefferson County
Oldham County

University of Southern Indiana
(Evansville)

Daviess County
Hancock County
Henderson County
Union County

Kentucky Institutions and Indiana Counties

Gateway Community and Technical College

Dearborn County
Franklin County
Jefferson County
Ohio County
Ripley County
Switzerland County

Henderson Community College

Dubois County
Gibson County
Perry County
Pike County
Posey County
Spencer County
Vanderburgh County
Warrick County

Jefferson Community and Technical College

Clark County
Crawford County
Dearborn County
Floyd County
Franklin County
Harrison County
Jefferson County
Ohio County
Ripley County
Scott County
Switzerland County
Washington County

Northern Kentucky University

Dearborn County
Franklin County
Jefferson County
Ohio County
Ripley County
Switzerland County

*Includes the two-plus-two completion program in
Business offered by Ivy Tech Community College and

Indiana University East on the Ivy Tech Community
College campus.

Owensboro Community and Technical College

Dubois County
Gibson County
Perry County
Pike County
Posey County
Spencer County
Vanderburgh County
Warrick County

University of Louisville

Clark County
Crawford County
Floyd County
Harrison County
Perry County
Scott County
Washington County

Elizabethtown Community and Technical
College (Meade County Locations)

Crawford County
Harrison County
Perry County

Western Kentucky University - Owensboro
Campus only (Junior level and above)

Dubois County
Gibson County
Perry County
Pike County
Posey County
Spencer County
Vanderburgh County
Warrick County

VII. Signatures

Chris Lowery Commissioner Indiana Commission for Higher Education	Date
---	------

Steven J. Bridges President University of Southern Indiana	Date
---	------

Dr. Sue Ellspermann President Ivy Tech State College	Date
---	------

Dr. Pamela Whitten President Indiana University	Date
--	------

Dr. Mung Chiang President Purdue University	Date
--	------

Dr. Aaron Thompson President Kentucky Council on Postsecondary Education	Date
--	------

Gerry Bradley President University of Louisville	Date
---	------

Dr. Ryan Quarles President Kentucky Community and Technical College System	Date
--	------

Dr. Cady Short-Thompson President Northern Kentucky University	Date
---	------

Dr. Timothy C. Caboni President Western Kentucky University	Date
--	------

UNDERGRADUATE TUITION RECIPROCITY AGREEMENT

Northern Kentucky University
Gateway Community and Technical College
And
Cincinnati State Technical and Community College
Clark State College
Miami University Hamilton
Miami University Middletown
Southern State Community College
University of Cincinnati

This tuition reciprocity agreement is entered into between the Kentucky Council on Postsecondary Education and the chancellor of the Ohio Department of Higher Education, Cincinnati State Technical and Community College, Clark State College, Gateway Community and Technical College, the Kentucky Community and Technical College System, Miami University Hamilton, Miami University Middletown, Northern Kentucky University, Southern State Community College, and the University of Cincinnati, pursuant to the provisions of Section 3333.17 of the Ohio Revised Code and in compliance with rules and procedures of the aforementioned parties.

I. Purpose

The general purpose of this tuition reciprocity agreement is to expand postsecondary educational opportunities in the greater Cincinnati area while limiting the cost of such expansion to the taxpayers of Ohio and Kentucky through collaboration among public institutions of higher education. The intended outcomes of this collaboration are to increase the availability of programs to residents of the greater Cincinnati area without needless duplication of educational effort and to promote efficient use of existing educational facilities and resources.

II. Terms

1. Duration and Termination

The agreement shall be effective beginning July 1, 2025, through June 30, 2027, and may be renewed prior to June 30, 2027, by mutual consent of all of the parties for a period of two years. As the agreement must coincide with the biennial budgets of the State of Ohio, the next renewal shall be for July 1, 2025, to June 30, 2027.

The agreement may be amended through mutual consent of all parties, providing the amendment is in writing and signed by all parties to the agreement prior to the effective date of the amendment.

- a. The parties may amend the agreement in the following manner. Amendments must be presented to each of the parties of this agreement for their consideration. Each party of this agreement will then have sixty (60) days to respond in writing with a decision as to whether they approve/disapprove of the proposed amendment to the agreement. The responses will be sent to all parties in the agreement. After sixty (60) days, if all parties approve of the proposed amendment, the agreement will be amended. If all parties do not approve, the agreement will not be amended.

A review of this agreement may occur from time to time at the request of any party hereto, provided all parties to this agreement are served with written notice of such request at least ninety (90) days prior to said review.

This agreement may be terminated by any of the participating institutions, the chancellor of the Ohio Department of Higher Education, or the President of the Kentucky Council on Postsecondary Education on June 30 of any year, with at least ninety (90) days prior written notice to each of the parties to this agreement

2. Kentucky Residents' Eligibility for Ohio Programs

The participating Ohio institutions agree to accept at Ohio resident tuition rates any resident of Bracken, Boone, Campbell, Carroll, Gallatin, Grant, Kenton, and Pendleton Counties of Kentucky who enrolls and who satisfies all regular admission requirements (including those requirements of the specific program in which admission is sought) at the University of Cincinnati's two-year colleges (Clermont College, College of Applied Science, and Raymond Walters College) or at Cincinnati State Technical and Community College or at Clark State College, or at Miami University's Hamilton Campus, or at Miami University's Middletown Campus, or at Southern State Community College in the associate degree or applied bachelor's degree programs not specifically excluded from this agreement.

In this section, the word "program" only means an associate degree program or applied bachelor's degree program and the word "resident" means resident for the purpose of tuition determination as defined by the respective institution.

Majors and/or programs at the University of Cincinnati two-year colleges, Cincinnati State Technical and Community College, Clark State College, and Southern State Community College which are excluded from this agreement are the following associate degree and applied bachelor's degree programs otherwise offered at Northern Kentucky University:

- (1) Clermont College: no exclusions
- (2) Blue Ash College: no exclusions
- (3) Cincinnati State Technical and Community College: no exclusions
- (4) Southern State Community College: no exclusions
- (5) Clark State College – no exclusions

Any program listed above as excluded may, by the joint written consent of the presidents of all five institutions, be included in this agreement.

The University of Cincinnati agrees to accept at Ohio resident tuition rates any resident of Boone, Bracken, Campbell, Carroll, Gallatin, Grant, Kenton, and Pendleton Counties of Kentucky who enrolls and who satisfies all regular baccalaureate admissions requirements (including those requirements of the specific program in which admission is being sought) at the University of Cincinnati in the programs specifically included in this Agreement.

The following baccalaureate degree programs at the University of Cincinnati which are included in this Agreement are the following: Architecture, Engineering, Honors PLUS (see provision below), Horticulture, Radiation Science, Interior Design, Industrial Design, Fashion Design, and Urban Planning.

In conformance with the limitations set forth in the bulleted item below, admission to the Honors PLUS baccalaureate degree program in the College of Business, University of Cincinnati, is subject to the following provision:

- a. Reciprocity for the Honors PLUS program at the University of Cincinnati is limited to residents of the eligible Kentucky counties with a cap of fifty (50) students enrolled in courses at any one time.

Miami University Hamilton and Miami University Middletown agree to accept at Ohio resident tuition rates any resident of Boone, Bracken, Campbell, Carroll, Gallatin, Grant, Kenton, and Pendleton Counties of Kentucky who enrolls and who satisfies all regular baccalaureate admissions requirements (including those requirements of the specific program in which admission is being sought) for all bachelor programs at Miami University Hamilton and Miami University Middletown.

In this section, the word "program" only means a baccalaureate degree program and the word "resident" means resident for the purpose of tuition determination as defined by the respective institution.

3. Ohio Residents' Eligibility for Kentucky Baccalaureate Degree Programs

Northern Kentucky University agrees to accept at Kentucky resident tuition rates any resident of Adams, Brown, Butler, Clermont, Clinton, Fayette, Hamilton, Highland, and Warren Counties of Ohio with an associate degree or applied bachelor's degree from the University of Cincinnati, Cincinnati State Technical and Community College, Clark State College, or Southern State Community College, or any student participating in an approved Degree Pathway Program at Cincinnati State Technical and Community College, who enrolls and who satisfies all regular transfer admissions requirements (including those requirements of the specific program in which admission is sought) in Northern Kentucky University baccalaureate degree programs not specifically excluded from this agreement.

In this section, the word "program" only means a baccalaureate degree program and the word "resident" means resident for the purpose of tuition determination as defined by the respective institution.

The majors and/or programs at Northern Kentucky University excluded from this agreement are:

- a. Early Childhood Education
- b. Nursing

Any major/program listed above as excluded may, by the joint written consent of the presidents of all four institutions, be included in this agreement.

4. Ohio Residents' Eligibility for Kentucky Associate Degree Programs

Gateway Community and Technical College agrees to accept at Kentucky resident tuition rates any resident of Adams, Brown, Butler, Clermont, Clinton, Hamilton, Highland, and Warren Counties of Ohio who enrolls and who satisfies all regular admission requirements (including those requirements of the specific program in which admission is sought) at Gateway Community and Technical College.

All programs, excluding nursing, at Gateway Community and Technical College are included in the agreement.

5. Ohio Residents' Eligibility/Enrollment Limitations for Kentucky Programs

In conformance with the limitations set forth in the bulleted item below, admission to the Business Management baccalaureate degree program in the College of Business, Northern Kentucky University, is subject to the following provision:

- a. Reciprocity for the College of Business, Business Management program at Northern Kentucky University is limited to residents of the eligible Ohio counties with a cap of fifty (50) students enrolled in courses at any one time.

In this section, the word "program" only means a specific baccalaureate degree program and the word "resident" means resident for the purpose of tuition determination as defined by the respective institution.

6. New Program Eligibility

Any new program may be included in this agreement upon successful completion of the agreements' amendment process, as listed above.

In this section, the word "program" may mean a workshop, a certificate program, an associate degree program, or a baccalaureate degree program.

7. Resident Status

- a. During the period of this agreement, the chancellor of the Ohio Department of Higher Education will consider residents of Bracken, Boone, Campbell, Carroll, Gallatin, Grant, Kenton, and Pendleton Counties who attend the University of Cincinnati, Cincinnati State Technical and Community College, Clark State College, Miami University Hamilton, Miami University Middletown, or Southern State Community College under this agreement as qualifying for Ohio resident tuition rates, and as Ohio residents for the purpose of allocating funds to the University of Cincinnati, Cincinnati State Technical and Community College, Clark State College, Miami University Hamilton, Miami University Middletown, and Southern State Community College.
- b. During the period of this agreement, the Kentucky Council on Postsecondary Education will consider residents of Adams, Brown, Butler, Clermont, Clinton, Fayette, Hamilton, Highland, and Warren Counties who attend Northern Kentucky University or Gateway Community and Technical College under this agreement as qualifying for Kentucky resident tuition rates, and as reciprocity students for the purpose of allocating funds to Northern Kentucky University and Gateway Community and Technical College. The Kentucky Council on Postsecondary Education will also consider students attending Northern Kentucky University who are participating in an approved Degree Pathway Program with an associate degree from the University of Cincinnati, Cincinnati State Technical and Community College, Clark State College, or Southern State Community College as reciprocity students for the purpose of allocating funds to Northern Kentucky University.

8. Continued Eligibility

Once enrolled as a reciprocity student, each student demonstrating satisfactory academic performance under already existing standards and criteria of his/her institution will continue to receive reciprocity benefits under this agreement through graduation for the degree in which enrolled, as long as a reciprocity agreement exists. Student participation is subject to the terms and conditions of the reciprocity agreement in effect at the time of initial enrollment, and, in the event of termination, each student will be informed by the enrolling institution of his/her future status. If the agreement is terminated, participating institutions may agree at that time to continue tuition reciprocity for students appropriately enrolled in eligible programs at the time of termination until the completion of their programs of study, subject to the biennial limitations as described in paragraph 11.1.

9. Notice, Application, and Waiver

The availability of reciprocity tuition rates under this agreement shall be advertised to applicants and/or to student of Cincinnati State Technical and Community College, Clark State College, Gateway Community and Technical College, Miami University Hamilton, Miami University Middletown, Southern State Community College, Northern Kentucky University and the University of Cincinnati by any means deemed appropriate by the respective institutions.

All students who want to receive reciprocity tuition rates under this agreement must apply for such rates at the institution where they plan to enroll.

Failure to so apply in the manner required by each institution and in advance of enrollment will constitute a waiver of all rights under the terms of this agreement for the quarter or semester of enrollment and any preceding quarter or semester of enrollment for which no application was made. Each institution will develop a process for applicants to use in order to apply for reciprocity tuition rates under this agreement.

These processes will be written and shared with each institution as well as with the chancellor of the Ohio Department of Higher Education and the Kentucky Council on Postsecondary Education. The process will also be made available to all potential applicants upon request.

In this section, the word "resident" means resident for the purpose of tuition determination as defined by the respective institution.

10. Annual Report

By June 30 of each year, Cincinnati State Technical and Community College, Clark State College, Gateway Community and Technical College, Northern Kentucky University, Southern State Community College, Miami University and the University of Cincinnati agree to provide annual reports on the enrollment and fiscal implications of the agreement to the other respective institutions, the Kentucky Council on Postsecondary Education, and the chancellor of the Ohio Department of Higher Education. Specific forms for the annual report may be prescribed by the state agencies.

III. Approval

This agreement is not effective unless and until approved by the chancellor of the Ohio Department of Higher Education pursuant to Section 3333.17 of the Ohio Revised Code and the Kentucky Council on Postsecondary Education.

IV. Counterparts

This agreement may be executed in counterparts, each counterpart agreement shall be deemed an original, and all of which together shall constitute one in the same instrument.

TUITION RECIPROCITY AGREEMENT
SIGNATURE PAGE
STATE AGENCIES

Dr. Ryan Quarles, President
Kentucky Community & Technical College System

Signed: _____ Date: _____

Dr. Aaron Thompson, President
Kentucky Council on Postsecondary Education

Signed: _____ Date: _____

Mike Duffey, Chancellor
Ohio Department of Higher Education

Signed: _____ Date: _____

TUITION RECIPROCITY AGREEMENT
SIGNATURE PAGE
INSTITUTIONS

Dr. Cady Short-Thompson, President
Northern Kentucky University

Signed: _____ Date: _____

Dr. Fernando Figueroa, President
Gateway Community and Technical College

Signed: _____ Date: _____

Dr. Neville Pinto, President
University of Cincinnati

Signed: _____ Date: _____

Dr. Monica Posey, President
Cincinnati State Technical and Community College

Signed: _____ Date: _____

Dr. Jo Alice Blondin, President
Clark State College

Signed: _____ Date: _____

Dr. Gregory P. Crawford, President
Miami University

Signed: _____ Date: _____

Dr. Nicole Rhodes, President
Southern State Community College

Signed: _____ Date: _____

TUITION RECIPROCITY AGREEMENT 2025-2027

**Ashland Community and Technical College
Maysville Community and Technical College
Morehead State University-Morehead
Morehead State University-Ashland
And
Ohio University-Athens
Ohio University-Chillicothe
Ohio University-Eastern
Ohio University-Lancaster
Ohio University-Southern
Ohio University-Zanesville
Rio Grande Community College
Shawnee State University
Southern State Community College**

In an effort to increase the college going rate and postsecondary opportunities in an underserved Appalachian region, this tuition reciprocity agreement is entered into between the Kentucky Council on Postsecondary Education, the Kentucky Community and Technical College System, the Chancellor of the Ohio Department of Higher Education, Ashland Community and Technical College, Maysville Community and Technical College, Morehead State University-Morehead, Morehead State University-Ashland, Ohio University-Athens, Ohio University-Chillicothe, Ohio University-Eastern, Ohio University-Lancaster, Ohio University-Zanesville, Ohio University-Southern, Rio Grande Community College, Shawnee State University, and Southern State Community College pursuant to the provisions of Section 3333.17 of the Ohio Revised Code and in compliance with rules and procedures of the aforementioned parties.

I. Purpose

The general purpose of this tuition reciprocity agreement is to expand postsecondary educational opportunities in the region while limiting the cost of such expansion to the taxpayers of Ohio and Kentucky through collaboration among public institutions of higher education. The intended outcomes of this collaboration are to increase the availability of programs to residents of the region without needless duplication of educational effort and to promote efficient use of existing educational facilities and resources.

II. Terms

1. Duration and Termination

The agreement shall be effective beginning July 1, 2025 through June 30, 2027 and may be renewed prior to June 30, 2027 by mutual consent of all of the parties for a period of two years. As the agreement must coincide with the biennial budgets of the State of Ohio, the next renewal shall be for the term of July 1, 2025 to June 30, 2027.

The agreement may be amended through mutual consent of all parties, providing the amendment is in writing and signed by all parties to the agreement prior to the effective date of the amendment.

- a. The parties may amend the agreement in the following manner. Amendments must be presented to each of the parties of this agreement for their consideration. Each Party of this agreement will then have sixty (60) days to respond in writing with a decision as to whether they approve/disapprove the proposed amendment to the Agreement. The responses will be sent to all parties in the agreement. After sixty (60) days, if all parties approve of the proposed amendment, the agreement will be amended. If all parties do not approve, the agreement will not be amended.

A review of this agreement may occur from time to time at the request of any Party hereto, provided all parties to this agreement are served with written notice of such request at least ninety (90) days prior to said review.

This agreement may be terminated by any of the participating institutions, the Chancellor of the Ohio Department of Higher Education, the Kentucky Community and Technical College System, or the Kentucky Council on Postsecondary Education on June 30 of any year, with at least ninety (90) days prior written notice to each of the parties to this agreement.

2. Kentucky Residents Eligibility/Ohio Programs

Ohio University-Athens, Ohio University-Chillicothe, Ohio University-Eastern, Ohio University-Lancaster, Ohio University-Zanesville, Ohio University-Southern, Rio Grande Community College, Shawnee State University, and Southern State Community College agree to accept at Ohio resident tuition rates any resident of Boyd, Carter, Elliott, Fleming, Greenup, Lawrence, Lewis, Mason, and Rowan counties of Kentucky who enrolls and who satisfies all regular admissions requirements (including those requirements of the specific program in which admission is being sought) in the programs specifically included in this agreement. In this context, the word “program” may mean a workshop, a certificate program, an associate degree program, an applied bachelor’s degree program, a baccalaureate degree program, or a graduate degree program.

All programs offered at Ohio University-Athens, Ohio University-Chillicothe, Ohio University-Eastern, Ohio University-Lancaster, Ohio University-Zanesville, Ohio University-Southern, Rio Grande Community college, Shawnee State University, Southern State Community College are included in this Agreement.

3. Ohio Residents Eligibility/Kentucky Programs

Ashland Community and Technical College, Maysville Community and Technical College, Morehead State University-Morehead, and Morehead State University-Ashland agree to accept at Kentucky resident tuition rates any resident of Adams, Athens, Brown, Gallia, Highland, Jackson, Lawrence, Meigs, Pike, Scioto, and Vinton counties of Ohio who enrolls and who satisfies all regular admissions requirements (including those requirements of the specific program in which admission is being sought) in the programs not specifically excluded in this Agreement. In this context, the word “program” may mean a workshop, a certificate program, an associate degree program, a baccalaureate degree program, or a graduate degree program.

No programs have been excluded at Ashland Community and Technical College or Maysville Community and Technical College in this Agreement.

4. Resident Status

- a. During the period of this agreement, the Chancellor of the Ohio Department of Higher Education will consider residents of Boyd, Carter, Elliott, Fleming, Greenup, Lawrence, Lewis, Mason and Rowan counties who attend Ohio University-Athens, Ohio University-Chillicothe, Ohio University-Eastern, Ohio University-Lancaster, Ohio University-Zanesville, Ohio University-Southern, Rio Grande Community College, Shawnee State University, and Southern State Community College under this agreement as qualifying for resident Ohio tuition and as Ohio residents for the purpose of allocating funds to Ohio University-Athens, Ohio University-Chillicothe, Ohio University-Eastern, Ohio University-Lancaster, Ohio University-Zanesville, Ohio University-Southern, Rio Grande Community College, Shawnee State University, and Southern State Community College.
- b. During the period of this agreement, the Kentucky Community and Technical College System and the Kentucky Council on Postsecondary Education will consider residents of Adams, Athens, Brown, Gallia, Jackson, Lawrence, Meigs, Pike, Scioto, and Vinton counties who attend Ashland Community and Technical College, Maysville Community and Technical College, Morehead State University-Morehead, and Morehead State University-Ashland under this agreement as qualifying for resident Kentucky tuition and as Kentucky residents for the purpose of allocating funds to Ashland Community and Technical College, Maysville Community and Technical College, Morehead State University-Morehead, and Morehead State University-Ashland.

5. Continued Eligibility

Once enrolled as a reciprocity student, each student demonstrating satisfactory academic performance under already existing academic standards and criteria of their institution will continue to receive reciprocity benefits under this agreement through graduation for the degree in which enrolled, as long as a reciprocity agreement exists. Student participation is subject to the terms and conditions of the reciprocity agreement in effect at the time of initial enrollment, and, in the event of termination, each student will be informed by the enrolling institution of his/her future status. If the agreement is terminated, participating institutions may agree at that time to continue tuition reciprocity for students appropriately enrolled in eligible programs at the time of termination until the completion of their programs of study, subject to the biennial limitations as described in paragraph II.1.

6. Notice, Application, and Waiver

The availability of resident tuition rates under this agreement shall be advertised to applicants and/or to students of Ashland Community and Technical College, Maysville Community and Technical College, Morehead State University-Morehead, Morehead State University-Ashland, Ohio University-Athens, Ohio University-Chillicothe, Ohio University-Eastern, Ohio University-Lancaster, Ohio University-Zanesville, Ohio University-Southern, Rio Grande Community College, Shawnee State University, and Southern State Community College by any means deemed appropriate by those institutions.

All eligible students who want to receive resident tuition rates under this agreement must apply for such rates at the institution where they plan to enroll. Failure to apply in the manner required by each institution and in advance of enrollment will constitute a waiver of all rights under the terms of this agreement for that quarter or semester of enrollment and any preceding quarter or semester of enrollment for which no application was made. Each institution will develop a process for applicants to use in order to apply for resident tuition rates under this agreement.

7. Annual Report

By June 30 of each year, Ashland Community and Technical College, Maysville Community and Technical College, Morehead State University-Morehead, Morehead State University-Ashland, Ohio University-Athens, Ohio University-Chillicothe, Ohio University-Eastern, Ohio University-Lancaster, Ohio University-Zanesville, Ohio University-Southern, Rio Grande Community College, Shawnee State University, and Southern State Community College agree to provide annual reports on the enrollment and fiscal implications of the agreement to the other respective institutions, the Kentucky Council on Postsecondary Education, and the Chancellor of the Ohio Department of Higher Education. Specific forms for the annual report may be prescribed by the state agencies.

III. Approval

This agreement is not effective unless and until approved by the Chancellor of the Ohio Department of Higher Education pursuant to Section 3333.17 of the Ohio Revised Code and the Kentucky Council on Postsecondary Education.

IV. Counterparts

This agreement may be executed in counterparts, each counterpart agreement shall be deemed an original and all of which together shall constitute one in the same instrument.

**TUITION RECIPROCITY AGREEMENT
SIGNATURE PAGES**

STATE AGENCIES

Dr. Ryan Quarles, President
Kentucky Community & Technical College System

Signed: _____ Date: _____

Dr. Aaron Thompson, President
Kentucky Council on Postsecondary Education

Signed: _____ Date: _____

Mike Duffey, Chancellor
Ohio Department of Higher Education

Signed: _____ Date: _____

**TUITION RECIPROCITY AGREEMENT
SIGNATURE PAGES**

INSTITUTIONS

Dr. Larry Ferguson, President
Ashland Community and Technical College District

Signed: _____ Date: _____

Dr. Joseph A. Morgan, President
Morehead State University

Signed: _____ Date: _____

Dr. Lori Stewart Gonzalez, President
Ohio University-Athens, Ohio University-Chillicothe, Ohio University-Eastern, Ohio University-
Lancaster, Ohio University-Zanesville, Ohio University-Southern

Signed: _____ Date: _____

Kent Haley, Treasurer/Chief Financial Officer
Rio Grande Community College

Signed: _____ Date: _____

Dr. Eric Andrew Braun, President
Shawnee State University

Signed: _____ Date: _____

Dr. Nicole Rhodes, President
Southern State Community College

Signed: _____ Date: _____

TUITION RECIPROCITY AGREEMENT

2025-2027

Maysville Community and Technical College
and
University of Cincinnati - Clermont College
Miami University Hamilton
Miami University Middletown
Shawnee State University

This tuition reciprocity agreement is entered into between the Kentucky Council on Postsecondary Education and the Chancellor of the Ohio Department of Higher Education, the Kentucky Community and Technical College System, Maysville Community and Technical College, Miami University Hamilton Campus, Miami University Middletown Campus, the University of Cincinnati-Clermont College, and Shawnee State University pursuant to the provisions of Section 3333.17 of the Ohio Revised Code and in compliance with rules and procedures of the aforementioned parties.

I. Purpose

The general purpose of this tuition reciprocity agreement is to expand postsecondary educational opportunities in the northern Kentucky and southern Ohio area while limiting the cost of such expansion to the taxpayers of Ohio and Kentucky through collaboration among public institutions of higher education. The intended outcomes of this collaboration are to increase the availability of programs to residents of Clermont, Adams, and Brown Counties in Ohio and Mason, Bracken, Lewis, and Robertson Counties in Kentucky without needless duplication of educational effort and to promote efficient use of existing educational facilities and resources.

II. Terms

1. Duration and Termination

The agreement shall be effective beginning July 1, 2025, through June 30, 2027, and may be renewed prior to June 30, 2027, by mutual consent of all of the parties for a period of two years. As the agreement must coincide with the biennial budgets of the State of Ohio, the next renewal shall be for the term of July 1, 2025 to June 30, 2027.

The agreement may be amended through mutual consent of all parties, providing the amendment is in writing and signed by all parties to the agreement prior to the effective date of the amendment.

- a. The parties may amend the agreement in the following manner. Amendments must be presented to each of the parties of this agreement for their consideration. Each party of this agreement will then have sixty (60) days to respond in writing with a decision as to whether they approve/disapprove of the proposed amendment to the agreement. The responses will be sent to all parties in the agreement. After sixty (60) days, if all parties approve of the proposed amendment, the agreement will be amended. If all parties do not approve, the agreement will not be amended.

A review of this agreement may occur from time to time at the request of any party hereto, provided all parties to this agreement are served with written notice of such request at least ninety (90) days prior to said review.

This agreement may be terminated by any of the participating institutions, the Chancellor of the Ohio Department of Higher Education, the Kentucky Community and Technical College System, or the Kentucky Council on Postsecondary Education on June 30 of any year, with at least ninety (90) days prior written notice to each of the parties to this agreement.

2. Kentucky Residents' Eligibility for Ohio Programs

Miami University Hamilton Campus, Miami University Middletown Campus, the University of Cincinnati-Clermont College, and Shawnee State University agrees to accept at Ohio resident tuition rates any resident of Bracken, Lewis, Mason, or Robertson Counties of Kentucky who enrolls and who satisfies all regular admission requirements (including those requirements of the specific program in which admission is sought) at the Miami University Hamilton Campus, Miami University Middletown Campus, the University of Cincinnati-Clermont College, and Shawnee State University in the programs not specifically excluded from this agreement. In this context, the word "program" may mean a workshop, a certificate program, associate degree program, or applied bachelor's degree program.

3. Ohio Residents' Eligibility for Kentucky Programs

Maysville Community and Technical College agrees to accept at Kentucky resident tuition rates any resident of Adams, Brown, and Clermont Counties of Ohio who enrolls and who satisfies all regular admission requirements (including those requirements of the specific program in which admission is sought) at Maysville Community and Technical College in the programs not specifically excluded from this agreement. In this context, the word "program" may mean a workshop, a certificate program, and/or associate degree program.

4. New Program Eligibility

Any new program may be included in this agreement upon successful completion of the agreement's amendment process, as listed above. In this context, the word "program" may mean a workshop, a certificate program, and/or associate degree program.

5. Resident Status

- a. During the period of the agreement, the Chancellor of the Ohio Department of Higher Education will consider residents of Bracken, Lewis, Mason, and Robertson Counties who attend the Miami University Hamilton Campus, Miami University Middletown Campus, University of Cincinnati-Clermont College, and Shawnee State University under this agreement as qualifying for Ohio resident tuition rates and as Ohio residents for the purpose of allocating funds to Miami University Hamilton Campus, Miami University Middletown Campus, University of Cincinnati-Clermont College, and Shawnee State University.
- b. During the period of this agreement, the Kentucky Community and Technical College System and the Kentucky Council on Postsecondary Education will consider residents of Adams, Brown, and Clermont Counties who attend Maysville Community and Technical College under this agreement as qualifying for Kentucky resident tuition rates and as Kentucky residents for the purpose of allocating funds to Maysville Community and Technical College.

6. Continued Eligibility

Once enrolled as a reciprocity student, each student demonstrating satisfactory academic performance under already existing standards and criteria of his/her institution will continue to receive reciprocity benefits under this agreement through graduation for the degree in which enrolled, as long as a reciprocity agreement exists. Student participation is subject to the terms and conditions of the reciprocity agreement in effect at the time of initial enrollment, and, in the event of termination, each student will be informed by the enrolling institution of his/her future status. If the agreement is terminated, participating institutions may agree at that time to continue tuition reciprocity for students appropriately enrolled in eligible programs at the time of termination until completion of their programs of study, subject to the biennial limitations as described in paragraph 11.1.

7. Notice. Application. and Waiver

The availability of resident tuition rates under this agreement shall be advertised to applicants and/or to students of Maysville Community and Technical College and Miami University Hamilton Campus, Miami University Middletown Campus, University of Cincinnati-Clermont College, and Shawnee State University by any means deemed appropriate by those institutions.

All eligible students who want to receive resident tuition rates under this agreement must apply for such rates at the institution where they plan to enroll. Failure to apply in the manner required by each institution and in advance of enrollment will constitute a waiver of all rights under the terms of this agreement for that quarter or semester of enrollment and any preceding quarter or semester of enrollment for which no application was made. Each institution will develop a process for applicants to use in order to apply for resident tuition rates under this agreement.

8. Annual Report

By June 30 of each year, the Kentucky Community and Technical College System, Maysville Community and Technical College, and Miami University Hamilton Campus, Miami University Middletown Campus, University of Cincinnati-Clermont College, and Shawnee State University agree to provide annual reports on the enrollment and fiscal implications of the agreement to the other respective institutions, the Kentucky Council on Postsecondary Education, and the Chancellor of the Ohio Department of Higher Education. Specific forms for the annual report may be prescribed by the state agencies.

III. Approval

This agreement is not effective unless and until approved by the Chancellor of the Ohio Department of Higher Education pursuant to Section 3333.17 of the Ohio Revised Code and the Kentucky Council on Postsecondary Education.

IV. Counterparts

This agreement may be executed in counterparts, each counterpart agreement shall be deemed an original, and all of which together shall constitute one in the same instrument.

**TUITION RECIPROCITY AGREEMENT
SIGNATURE PAGES**

STATE AGENCIES

Dr. Ryan Quarles, President
Kentucky Community & Technical College System

Signed: _____ Date: _____

Dr. Aaron Thompson, President
Kentucky Council on Postsecondary Education

Signed: _____ Date: _____

Mike Duffey, Chancellor
Ohio Department of Higher Education

Signed: _____ Date: _____

**TUITION RECIPROCITY AGREEMENT
SIGNATURE PAGES**

INSTITUTIONS

Dr. Laura McCullough, President
Maysville Community and Technical College

Signed: _____ Date: _____

Dr. Neville Pinto, President
University of Cincinnati

Signed: _____ Date: _____

Dr. Gregory P. Crawford, President
Miami University

Signed: _____ Date: _____

Dr. Eric Andrew Braun, President
Shawnee State University

Signed: _____ Date: _____

TUITION RECIPROCITY AGREEMENT

ASHLAND COMMUNITY AND TECHNICAL COLLEGE BIG SANDY COMMUNITY AND TECHNICAL COLLEGE AND SOUTHERN WEST VIRGINIA COMMUNITY AND TECHNICAL COLLEGE AND MOUNTWEST COMMUNITY AND TECHNICAL COLLEGE 2025-2027

I. Parties

Under the provisions of Section 18-B-4-3 of the West Virginia Code, Section 164.020 (11) of the Kentucky Revised Statutes, and in compliance with rules and procedures of the West Virginia Council for Community and Technical College Education, the Kentucky Council on Postsecondary Education, the Kentucky Community and Technical College System, Ashland Community and Technical College, Big Sandy Community and Technical College, Mountwest Community and Technical College, and Southern West Virginia Community and Technical College, the following agreement is entered into between the Kentucky Council on Postsecondary Education and the West Virginia Council for Community and Technical College Education, and between Ashland Community and Technical College and Big Sandy Community and Technical College of the Kentucky Community and Technical College System and Mountwest Community and Technical College and Southern West Virginia Community and Technical College.

II. Purpose

The purposes of this tuition reciprocity agreement are to (1) improve the lower division post high school educational advantages to residents of Boyd, Lawrence, Martin, and Pike Counties in Kentucky and Cabell, McDowell, Mingo, and Wayne Counties in West Virginia; (2) minimize the cost of such improvements for the taxpayers and legislative bodies of both states by cooperative planning and joint education efforts; and (3) promote the maximum use of existing educational facilities and address the problems of enrollment fluctuations and fiscal constraints at both institutions.

III. Period Covered By Agreement

July 1, 2025 - June 30, 2027

IV. Terms

The provisions of this agreement shall be effective beginning July 1, 2025, and expire on June 30, 2027, and will commence with any registration after the effective date. Students who are enrolled under the provisions of the agreement may continue to attend the selected colleges at the reciprocity rates for a period of two years subsequent to termination of the agreement. The agreement shall be subject to review and revision on an annual basis.

V. Eligible Students

Ashland Community and Technical College and Big Sandy Community and Technical College agree to accept at the resident rate any resident of Cabell, McDowell, Mingo, or Wayne Counties of West Virginia wishing to enroll for whom space is available and who satisfies all regular in-state admission requirements of Ashland Community and Technical College and Big Sandy Community and Technical College.

Mountwest Community and Technical College and Southern West Virginia Community and Technical College agree to accept at the resident rate any resident of Boyd, Lawrence, Martin, or Pike Counties of Kentucky wishing to enroll for whom space is available and who satisfies all regular in-state admissions requirements of Mountwest Community and Technical College and Southern West Virginia Community and Technical College.

Eligible students for whom space is available may enroll in fully online classes at eligible KCTCS institutions at the resident rate. This agreement does not preclude KCTCS from charging fully online West Virginia resident students attending any KCTCS institution the Kentucky resident rate.

VI. Termination or Renewal of Agreement

This agreement shall be reviewed annually and may be considered for termination or modification for cause at the request of either participating institution, the West Virginia Council for Community and Technical College Education, or the Kentucky Council on Postsecondary Education.

Ashland Community and Technical College, Big Sandy Community and Technical College, Mountwest Community and Technical College, and Southern West Virginia Community and Technical College agree to provide on an annual basis to the Kentucky Council on Postsecondary Education and the West Virginia Council for Community and Technical College Education reports on the enrollment and program implications of the agreement on forms prescribed for the purpose by these state agencies.

VII. Signatures

Dr. Aaron Thompson President, Kentucky Council on Postsecondary Education	Date
---	------

Dr. Sarah Armstrong Tucker Chancellor, West Virginia Community & Technical College System	Date
---	------

Dr. Ryan Quarles President, Kentucky Community & Technical College System	Date
---	------

Dr. Joshua Baker President, Mountwest Community & Technical College	Date
---	------

Dr. Larry Ferguson President, Ashland Community & Technical College	Date
---	------

Dr. Corley Dennison President, Southern West Virginia Community & Technical College	Date
---	------

Dr. Samuel Todd Brand Interim President, Big Sandy Community & Technical College	Date
--	------

TITLE:	Budget Development Update
DESCRIPTION:	The Finance Committee received an update on the 2026-2028 biennial budget development process.
STAFF CONTACTS:	Bill Payne, Vice President for Finance Policy and Programs Greg Rush, Associate Vice President for Finance Policy and Programs

COMMITTEE'S REVIEW

The Finance Committee received this information update at their June 9, 2025, meeting. It will not be covered or presented in detail at the board meeting; however, staff will be available for questions.

BIENNIAL BUDGET DEVELOPMENT

The Council on Postsecondary Education is directed in statute to make a biennial budget request for postsecondary education (HB 1, 97 RS). Major components of the request typically include: (1) operating funds; (2) capital investment; (3) trust funds; and (4) agency operations. Developing a unified budget request is a collaborative process, involving Council members, campus presidents, chief budget officers, and CPE staff. It normally takes about seven months to complete the process, culminating with Council approval and submission to the Governor and General Assembly.

For the upcoming 2026-2028 biennium, the Council's budget recommendation for postsecondary education must be submitted to the Office of State Budget Director (OSBD) by no later than close of business October 1, 2025. This due date has shortened the timeline for discussing budget priorities and reaching consensus on funding components and request amounts by about two months, compared to prior biennia. Since late February, CPE staff has been engaged in ongoing discussions with campus presidents and chief budget officers (CBOs) to identify high priority resource needs for the upcoming biennium.

Today, staff presents information regarding the status of discussions to date for both the postsecondary institution and agency operations budget requests. It is important to keep in mind that the information in this update is preliminary and may be subject to change.

POSTSECONDARY INSTITUTION REQUEST

The Council's budget recommendation for the postsecondary institutions typically contains three main categories of funding: (1) operating funds; (2) capital investment; and (3) trust funds. Within the context of stakeholder discussions to date, preliminary funding priorities for each category are described below.

Operating Funds

At this stage in the process, discussions of high priority operating funds components have coalesced around requesting additional appropriations for: (1) an across-the-board inflation adjustment; and (2) an increase in performance funds. Each of these items, along with preliminary request amounts, is described in greater detail below.

Inflation Adjustment. Over the past three years, colleges and universities have faced some of the largest increases in higher education costs in more than two decades.

In 2022, higher education costs measured using the Commonfund Institute's Higher Education Price Index (HEPI) grew by 5.2%, the largest single year increase in more than 20 years. In 2023 and 2024, costs rose by 4.0% and 3.4%, respectively, resulting in a compound annual growth rate of 4.2% for the three-year period. In Kentucky, the growth in costs was exacerbated by slow growth in state General Fund support and Council adopted tuition and fee ceilings.

For the upcoming 2026-2028 biennium, stakeholders are unanimous in their support of across-the-board increases in base operating funds to help offset the growth in higher education costs. Specifically, CPE staff and campus officials would support a Council request for additional operating funds of **\$43.5 million** in 2026-27 and **\$86.9 million** in 2027-28 to help institutions offset escalating costs. These funding amounts represent across-the-board increases of 4.5% in 2026-27 and 9.0% in 2027-28 on each institution's fiscal year 2025-26 net General Fund base.

If recommended by the Council and authorized by the General Assembly, these funds would help Council and campus officials maintain affordability and access for Kentucky citizens and provide resources necessary for institutions to continue making progress toward the state's student success goals.

Performance Fund. CPE staff and presidents at seven of nine institutions would like the Council to request an increase in the Performance Fund for the upcoming biennium. A majority of stakeholders support additional appropriations of **\$10.0 million** each year of the biennium that, when added to \$115.0 million already in the fund, would bring the total amount in the Performance Fund to \$125.0 million. At this level of funding, the request would be an increase of 8.7% on the 2025-26 Performance Fund base.

If authorized, these funds would provide resources for institutions to continue making progress toward the state's student success goals and would help Council and campus officials maintain affordability and access for Kentucky citizens.

A summary of preliminary operating funds priorities developed by CPE staff and campus officials is provided in the table below.

<i>Operating Funds Request</i>			
Funding Category	Fiscal 2025-26	Fiscal 2026-27	Fiscal 2027-28
2025-26 Net General Fund ¹	\$1,080,800,000	\$1,080,800,000	\$1,080,800,000
Additional Budget Requests:			
Inflation Adjustment		43,461,000	86,922,000
Performance Fund		10,000,000	10,000,000
KSU Land-Grant Program	TBD	TBD	TBD
Total Operating Request	\$1,080,800,000	\$1,134,261,000	\$1,177,722,000
Dollar Change		\$53,461,000	\$96,922,000
Percent Change		4.9%	9.0%
¹ Each institution's enacted 2025-26 regular General Fund appropriation minus debt service (24 RS, HB 6). Includes \$115.0 million appropriated to the Performance Fund in 2025-26.			

As can be seen in the table, at this point in the process, CPE staff and campus officials would support a Council recommendation that includes a total operating funds request of \$1.13 billion in 2026-27 and a request for \$1.18 billion in 2027-28, representing an increase of \$53.5 million or 4.9 percent in 2026-27 and an increase of \$96.9 million or 9.0 percent in 2026-27, on a \$1.08 billion 2025-26 beginning base.

Capital Investment

Prior to 2020, the Council's capital investment request typically included three budget components: (1) new construction; (2) asset preservation; and at times (3) information technology and equipment. In recent biennia, stakeholders have elected to focus on asset preservation in the Council's budget recommendation, forgoing requests for new construction and technology and equipment funding. For the upcoming biennium, discussions to date have centered around requests for new capital construction and asset preservation funding components.

New Construction. Over the past two biennia, the Council has not included a request for new capital construction in its budget recommendation for postsecondary education. The main rationale for this approach was to emphasize that the overwhelming priority for the system was asset preservation. For the upcoming 2026-2028 biennium, campus presidents have indicated unanimous support for the Council to include a request for new and expanded space projects in its recommendation.

To date, staff has identified the highest priority new construction project at each university and the top six priorities at KCTCS and is in the process of vetting those projects with the institutions. Until that vetting is completed, the list of projects, square footage, and projects scopes are to be determined (TBD).

Asset Preservation. Prior to the 2022-2024 biennium, the need to address facilities renovation and renewal at Kentucky public postsecondary institutions had not been addressed in any substantive way for more than a decade. Despite analyses showing that the cumulative cost of bringing the state's public postsecondary facilities up to industry standards would grow to \$7.3 billion by 2021 (VFA Study, 2013 update), state appropriations for asset preservation totaled \$282.0 million between 2008 and 2022.

In 2022-24, the Council included a request for \$700.0 million in bond funds for asset preservation and the General Assembly appropriated a total of \$700.0 million for renovation and renewal of postsecondary institution facilities, including \$683.5 million for an Asset Preservation Pool and \$16.5 million for a stand-alone asset preservation project at KCTCS. In 2024-26, the Council requested a second installment of \$700.0 million to preserve postsecondary education facilities and, in the enacted budget that biennium (24 RS, HB 6), the General Assembly authorized \$563.0 million in bond funds for the Asset Preservation Pool.

For the upcoming 2026-2028 biennium, CPE staff and campus officials are unanimous in their support of including another request for **\$700 million** in the Council's biennial budget recommendation to support ongoing renovation and renewal of postsecondary education facilities. If endorsed by the Council and authorized by the General Assembly, this would represent a third major installment of asset preservation funding, totaling over \$1.9 billion, to address the identified \$7.3 billion system total asset preservation need.

Information Technology and Equipment. At this point in the process, most campus officials do not support including a request for information technology and equipment in the Council's 2026-2028 budget recommendation. Other components of the capital request are perceived to be higher priorities than information technology projects.

Over the past several months, CPE staff and campus presidents and chief budget officers have engaged in discussions regarding capital investment priorities for the upcoming 2026-2028 biennium. A summary of preliminary capital investment priorities that were developed within that time frame is provided in the table below.

<i>Capital Investment Request</i>			
Funding Category	Fiscal 2026-27	Fiscal 2027-28	Biennial Total
New Construction	TBD	TBD	TBD
Asset Preservation	\$350,000,000	\$350,000,000	\$700,000,000
– Debt Service	TBD	TBD	TBD
Information Technology & Equipment	\$0	\$0	\$0

As can be seen in the table, aggregate request amounts for new construction are to be determined. Most stakeholders support an equal allocation of \$350.0 million each year for the asset preservation pool. There is little support for including an information technology request in the Council’s recommendation, so those fields contain zeroes.

Trust Funds

In 1997, the General Assembly created six strategic investment and incentive trust funds to help bring about change and improvement in Kentucky’s public postsecondary system by providing financial incentives for institutions to pursue state goals for higher education. Over the past 25 years, the Council has frequently included requests for trust fund program appropriations in its biennial budget recommendations, typically in support of specialized programs or strategic initiatives housed in one of three trust funds.

The Endowment Match Program, which supports targeted research activities at the University of Kentucky and the University of Louisville and bolsters key programs and student scholarships at the comprehensive universities, has been funded in five biennia through the Research Challenge Trust Fund (RCTF) and the Comprehensive University Excellence Trust Fund (CUETF). Various workforce development and training programs at KCTCS have been funded using the Workforce Development Trust Fund (WDTF).

Every two years, CPE staff works with campus presidents and chief budget officers to identify programs or initiatives and recommend funding levels that will enable Kentucky colleges and universities to continue making progress toward state goals. At this time, most postsecondary education stakeholders do not support including a request for trust fund program funding in the Council’s 2026-2028 budget recommendation.

CPE AGENCY BUDGET REQUEST

In addition to identifying budget priorities and recommending funding for postsecondary institutions in its biennial budget request, the Council also enumerates priorities and develops funding requests for the agency. Staff recently met with members of Executive Leadership to

identify the most pressing resource needs of the agency and high priority needs of the postsecondary system that could best be addressed through additional resources housed at CPE. The Council's budget request for the agency typically contains two categories of funding: (1) agency operations; and (2) strategic initiatives. Preliminary priorities and request amounts for each category are described below.

Agency Operations

The Council's agency operations recommendation typically includes funding requests for two budget components: (1) base funding (i.e., needed to maintain current funding and staffing levels); and (2) expansion requests (i.e., defined calculations and additional resources needed to cover inflationary cost increases).

The agency budget also includes a number of pass-through programs and funding that benefits institutions directly, such as the Kentucky Postsecondary Education Network (KPEN), Virtual Library, SREB Doctoral Scholars program, equine program, and cancer research programs. In recent years, private and federal funds in the agency budget have allowed CPE to expand its work improving the P-20 pipeline, promoting student success, and responding to the state's healthcare workforce needs.

For the 2026-2028 biennium, discussions with Executive Leadership to date have centered around resources needed to sustain recent progress toward achieving the strategies and objectives outlined in the Council's Strategic Agenda and the state's 60x30 college attainment goal. The paragraphs below describe CPE staff's current thinking regarding preliminary priorities and request amounts for strategic initiatives.

Strategic Initiatives

The primary focus of the Council's Strategic Initiatives request will be on aligning state investment in CPE programs and initiatives with Workforce and Economic Development priorities. Specifically, staff will recommend funding: (a) to expand an existing digital platform that provides Kentucky citizens with actionable information about high-demand careers; (2) for a workforce initiative that will establish new education-industry partnerships in high-need sectors; (3) to support full implementation of the Kentucky Graduate Profile; and (4) to support student transition from high school to college.

Taken together, these four initiatives represent a comprehensive and coordinated investment in Kentucky's workforce future. If authorized, the total additional request will directly support the Council's statutory responsibility to strengthen postsecondary education's role in driving economic prosperity for all Kentuckians. A more detailed description of each initiative is provided below.

Futuriti. Launched in February 2025, *Futuriti.org* is a statewide digital platform that was developed by CPE in collaboration with the Kentucky Department of Education (KDE) and the

Kentucky Center for Statistics (KYSTATS). It is a tool that provides more than 700 Kentucky-specific career profiles, cost and outcomes data for all postsecondary institutions, and support for both high school and adult learners, including those emphasized in SB 191.

At this time, staff is considering including a request for **\$250,000** each year of the biennium to support continuing development of tools like a cost-of-living calculator, an employer benefits database, an apprenticeship hub, site maintenance, and targeted outreach to re-engage adults without a postsecondary credential. The return on investment for this request will be thousands of Kentuckians having access to actionable information about high-demand careers and what they need to do to position themselves to pursue such careers.

Workforce Initiative. The Council's Healthcare Workforce Investment Fund (HWIF) has been very successful in establishing partnerships between Kentucky postsecondary institutions and healthcare providers, leveraging matching funds to support student scholarships, and providing incentive funds to support exemplary health care programs across the state. For the upcoming biennium, CPE staff anticipates requesting **\$500,000** each year to build on the success of the HWIF and expand efforts to other high-need sectors through new education-industry partnerships.

If authorized, the funds will support additional staff at CPE and competitive grants to postsecondary institutions to enhance workforce-aligned curricula, provide student job placement during training, and facilitate and coordinate advanced technology-employer partnerships, reinforcing CPE's mission to meet regional workforce demands and foster economic mobility for Kentucky citizens.

Kentucky Graduate Profile. CPE staff will request **\$500,000** each year of the biennium to support full implementation of the Kentucky Graduate Profile. The Graduate Profile defines 10 Essential Skills designed to align graduate proficiencies with workforce needs, such as communication skills, adaptability, professionalism, and applied academics. If authorized, the requested funds will be used to pursue two statewide strategies that will support the Graduate Profile program, including establishing a new Faculty Development Center and a Graduate Profile Fellows Program.

All public postsecondary institutions now participate in a Graduate Profile Academy, where campus teams identify learning outcomes, develop performance indicators, and partner with employers to ensure graduates are workforce ready. The new Faculty Development Center will build on this effort by developing and implementing training modules and curriculum tools for the program and providing resources needed to support full implementation of the Kentucky Graduate Profile.

The Graduate Fellows Program will facilitate collaborations among faculty, staff, and employers to embed essential skills and work-based learning into at least 10 academic programs per institution. It is anticipated that this initiative will strengthen the workforce value of

postsecondary credentials by ensuring graduates are equipped with the skills that Kentucky employers demand.

Summer Bridge Programs – Summer Bridge Programs are a proven strategy for easing the transition from high school to college, especially among students from low-income and underrepresented backgrounds. Assessments of prior CPE-sponsored programs have found that such programs increase student enrollment and college persistence and produce measurable gains in tuition revenue and workforce readiness. For the upcoming biennium, CPE staff intends to request **\$750,000** each year to support Summer Bridge Programs.

If authorized, these funds will support annual competitive grants with institutional match requirements and independent program evaluations and will emphasize establishing partnerships with employers and communities. This initiative directly supports KRS 164.0202 and 164.0203, which call for advancing the state's 60x30 goal by increasing postsecondary enrollment, retention, and readiness for career pathways.

TITLE:	2025-26 Distribution of Performance Funds
DESCRIPTION:	The Finance Committee received an update on university and KCTCS funding models, including recommendations of the 2024 performance funding work group and subsequent changes to the funding models, a resulting distribution of 2025-26 performance funds, and follow-up analyses.
STAFF CONTACTS:	Bill Payne, Vice President for Finance Policy and Programs Adam Blevins, Associate Director of Finance Policy and Programs

COMMITTEE'S REVIEW

The Finance Committee received this information update at their June 9, 2025, meeting. It will not be covered or presented in detail at the board meeting; however, staff will be available for questions.

WORK GROUP RECOMMENDATIONS

SB 191, adopted during the 2024 Regular Session, removed underrepresented minority (URM) student degree and credential metrics from university and KCTCS models. The bill struck the word "minority" in two places, resulting in resources being assigned to "underrepresented students", and defined underrepresented students for the 2024-25 iteration of the funding model as first-generation college students. It directed the Council to replace a 3.0% allocation for URM bachelor's degrees in the university model with first-generation and low-income student bachelor's degrees (@ 1.50% allocation each).

In addition to specifying changes in metrics and pool allocations for 2024-25, SB 191 called for the Postsecondary Education Working Group to convene during the 2024 Interim:

for the sole purpose of considering how to define "underrepresented students" in the comprehensive funding model for the public postsecondary education system (Section 3, p. 10)

Finally, the bill directed the Council on Postsecondary Education to report the recommendations of the working group to the Governor and Legislative Research Commission for referral to the Interim Joint Committees on Education and Appropriations and Revenue by December 1, 2024.

The working group met three times in 2024. At the first meeting (September 4), staff shared background information, outlined the working group's charge, and presented four potential metrics for consideration. At the second meeting (October 2), the group continued to discuss potential metrics and reviewed scenarios that included those metrics or a combination thereof. At the third meeting (October 28), staff shared two scenarios that were requested by group members and a "Proposal for Consideration" developed by staff that was ultimately adopted by a majority of group members.

Work group recommendations for the university funding model:

- Define "underrepresented students" as first-generation college students
- Assign 3.0% of available allocable resources to bachelor's degrees earned by such students
- Apply a differential sector weighting to the first-generation bachelor's degree metric, calculated at the midpoint between no weighting and full weighting

Work group recommendations for the KCTCS funding model:

- Adopt first-generation college student credentials as the "underrepresented students" metric
- Align allocation percentages at 4.0% each for (1) first-generation college student, (2) low-income student, (3) underprepared student, and (4) nontraditional age (25+) student credentials

Following recommendations of the 2024 working group, staff worked with campus officials and Council members to effect the necessary adjustments to the funding models through changes in administrative regulations.

PERFORMANCE DISTRIBUTION

In the enacted *2024-2026 Budget of the Commonwealth* (24 RS, HB 6), the General Assembly appropriated \$115.0 million to the Postsecondary Education Performance Fund in fiscal year 2025-26, representing an increase of \$10.0 million, or 9.5 percent, from \$105.0 million appropriated the year before. Kentucky's Performance Funding Statute (i.e., KRS 164.092) calls on the Council on Postsecondary Education to run the funding model and certify to the Office of the State Budget Director (OSBD) by May 1 each year, the amount to be distributed from the fund to each university and KCTCS.

In early April 2025, CPE staff ran the university funding model and determined a preliminary distribution among institutions of \$115.0 million appropriated to the performance fund in 2025-26. Copies of that distribution were sent to campus chief budget officers (CBOs), along with a request for that group to review and validate student success and operational support data and mandated program, debt service, and General Fund appropriations data used in the model.

The CBOs were also asked to verify that changes to the model had been implemented correctly and that model calculations were operating as intended. Over the course of about two weeks,

campus officials validated model inputs and certified that model calculations were correct. On May 1, 2025, staff sent a letter to the State Budget Director certifying the final 2025-26 performance fund distribution for the universities and KCTCS (see Attachment A for a copy of the transmittal letter).

Table 1 shows the distribution of funds among public universities and KCTCS for the 2025-26 iteration of the funding model. In total, the universities received \$89.7 million or 78 percent of \$115.0 million available in the Performance Fund and KCTCS received \$25.3 million or 22 percent. This allocation between sectors is defined in statute, based on each sector's share of system total adjusted net General Fund (KRS 164.092).

As can be seen in Table 1, six out of eight public universities will receive a share of the Performance Fund distribution in 2025-26. Despite sizable increases in their respective small school adjustments in 2024-25, neither Kentucky State University, nor Morehead State University, will receive performance funds in 2025-26 (i.e., although MoSU did receive a \$214,400 distribution from the fund in 2024-25).

2025-26 Performance Fund Distribution Public Universities and KCTCS		Table 1
Institution		Distribution
University of Kentucky		\$41,174,700
University of Louisville		21,522,000
Eastern Kentucky University		4,880,300
Kentucky State University		0
Morehead State University		0
Murray State University		5,069,300
Northern Kentucky University		11,811,700
Western Kentucky University		5,261,000
KCTCS		25,281,000
Total Performance Fund		\$115,000,000

For a detailed breakdown of KCTCS's \$25.3 million allocation among individual community and technical colleges see the attached copy of the transmittal letter that was sent to OSBD staff on May 1, 2025 (Attachment A).

FOLLOW-UP ANALYSES

After running the university funding model, validating results of the KCTCS model, and certifying the distribution of funds among universities and KCTCS institutions to OSBD staff, CPE staff conducted a follow-up review to determine if the models are continuing to operate as expected, identify any unintended consequences, and assess the financial impact of recent distributions on campus budgets. Specifically, staff compared the new three-year rolling average of metric

data to the three-year average of data from the prior year to determine which institutions achieved a growth rate above the sector average for each metric. The results were summarized in a Performance Metric Scorecard, which highlights above average growth by metric and institution. Finally, staff examined the change in state funds for educating students over time by institution and in total.

Metric Growth Rates Above the Sector Average

To determine whether an institution achieved an above average growth rate for a given metric, staff compared the number of outcomes produced in the current year to the number produced in the prior year and computed volume and percent changes for that metric by institution. Sector volume and percent change totals were computed for each metric, with the latter representing the sector average growth rate. Finally, each institution's growth rate for a given metric was compared to the sector average growth rate for that metric to determine if an institution's growth was above or below average.

This method was used to identify institutions that recorded above average growth rates in outcomes produced for each metric between the 2024-25 and 2025-26 iterations of the university funding model. Specifically, as can be seen in Attachment B, volume and percent change in outcomes from one iteration of the model to the next have been calculated for each metric by institution. Sector average growth rates for each metric (i.e., shown in blue highlight) are compared to each institution's growth rate for the same metric to determine if an institution's growth rate was above or below the sector average (i.e., those with above average growth rates are highlighted in yellow).

Finally, the impact of differences in growth rates on each institution's dollar and percent share of a given funding pool was calculated and is shown for each metric in the two columns to the right. For example, as can be seen in Attachment B, UK, KSU, and WKU had growth rates that exceeded the sector average for the "Bachelor's Degrees" metric. Between 2024-25 and 2025-26, UK's share of the \$57.3 million bachelor's degree pool increased from 36.6% to 37.2%, KSU's share increased from 0.4% to 0.7%, and WKU's share increased from 11.5% to 11.6%. As a reminder, and as confirmed in Attachment B, institutions that achieve growth rates above the sector average for a given metric increase their percent share of funding for that metric.

Performance Metric Scorecard

Every year since the adoption of performance funding, CPE staff has used results from the aforementioned analysis to construct a *Performance Metric Scorecard*. Specifically, staff takes information calculated in Attachment B, such as institutions highlighted in yellow for a given metric, and using check marks and green highlight, produces a summary table showing which institutions achieved growth rates above the sector average for each metric.

As can be seen in Attachment C, between the 2024-25 and 2025-26 iterations of the university funding model, four universities achieved higher than average growth rates on six or more

metrics (out of 11 total metrics). UK exceeded the sector average on nine out of 11 metrics, UofL on eight metrics, KSU on seven metrics, and MuSU on six metrics. As expected, these institutions also experienced the largest increases in their respective formula shares of allocable resources.

It is worth noting that KSU recorded above average growth rates on six out of 10 total metrics in 2024-25 and on seven out of 11 metrics in 2025-26, exhibiting a positive trend. This represents the best performance achieved by KSU since the adoption of performance funding. As can be seen on the last page of Attachment B, \$636.9 million in allocable resources was run through the university model in 2025-26.

State Funds for Educating Students

The enacted *2024-2026 Budget of the Commonwealth* (24 RS, HB 6) included an across-the-board 4.0 percent increase in base operating funds for the postsecondary institutions to help offset some of the largest increases in higher education costs in two decades. In aggregate for the system, legislators appropriated \$35.8 million each year of the biennium in inflation adjustment funds. The General Assembly also increased appropriations to the Performance Fund from \$97.3 million in 2023-24 to \$105.0 million in 2024-25, a \$7.7 million or 7.9 percent increase, then from \$105.0 million in 2024-25 to \$115.0 million in 2025-26, a \$10.0 million or 9.5 percent increase.

As expected, increases in state funding had a positive impact on campus operating budgets over the course of the biennium. The primary metric staff uses to assess the impact of changes in operating funds support is to examine the change over time in state funds for educating students. This metric is useful because it allows staff to consider the combined effects of changes in base operating funds, changes in appropriations to the Performance Fund, and changes in how performance funds are distributed among institutions.

As a reminder, the “state funds for educating students” metric is calculated by adding each institution’s adjusted net General Fund appropriation to any distribution it received from the Performance Fund. The adjusted net General Fund is calculated by subtracting debt service and mandated program funds from each institution’s regular appropriation. State funds for educating students along with net tuition and fee revenue are the main sources of funding public institutions use for educating students.

The decision by the General Assembly to provide institutions with increases in both base operating and performance funds in the 2024-2026 biennium underscores the utility of the state funds for educating students metric. Table 2 shows the change in state funds for educating students between fiscal years 2023-24 and 2025-26, by institution and in total. The first two columns of numbers show state funding amounts in nominal dollars for each fiscal year and the two columns to the right show the dollar and percent change in state funds for each institution.

Change in State Funds for Educating Students Between Fiscal Years 2023-24 and 2025-26				Table 2
Institution	State Funds FY 2023-24	State Funds FY 2025-26	Dollar Change	Percent Change
UK	\$218,000,500	\$236,889,900	\$18,889,400	8.7%
UofL	143,806,200	152,831,900	9,025,700	6.3%
EKU	64,065,200	68,588,800	4,523,600	7.1%
KSU	18,235,500	19,343,900	1,108,400	6.1%
MoSU	34,931,500	36,665,400	1,733,900	5.0%
MuSU	43,648,800	47,497,800	3,849,000	8.8%
NKU	63,607,500	64,825,200	1,217,700	1.9%
WKU	73,477,400	75,954,900	2,477,500	3.4%
KCTCS	187,275,400	197,977,700	10,702,300	5.7%
System Total	\$847,048,000	\$900,575,500	\$53,527,500	6.3%

As can be seen in Table 2, at the system level, state funds for educating students increased by \$53.5 million or 6.3 percent between 2023-24 and 2025-26. Of that amount, \$17.7 million was an increase in the performance funding pool (i.e., from \$97.3 million to \$115.0 million) and \$35.8 million was an increase in adjusted net General Fund (i.e., from \$749.7 million to \$785.6 million). As previously mentioned, the latter represents an across-the-board inflation adjustment provided to each institution.

Between 2023-24 and 2025-26, the amount of state funds available for educating students increased at every institution, with UK (+\$18.9 million) and KCTCS (+\$10.7 million) registering the largest dollar increases. Every institution also recorded a percent increase in state funds over the biennium, ranging from a low of +1.9 percent at NKU, to a high of +8.8 percent at MuSU. The two institutions that did not receive a share of the 2025-26 performance distribution (i.e., KSU and MoSU), received percent increases in operating funds that were just below the system average increase.

Specifically, state funds for educating students increased by 6.1 percent at KSU and by 5.0 percent at MoSU, compared to a system average increase of 6.3 percent (i.e., the system average increase is highlighted in blue). Two universities, WKU (+3.4%) and NKU (+1.9%), had biennial increases that were lower than KSU and MoSU.



Kentucky Council on Postsecondary Education

Andy Beshear
Governor

100 Airport Road, 3rd Floor
Frankfort, Kentucky 40601
Phone: 502-573-1555
<http://www.cpe.ky.gov>

Aaron Thompson, Ph.D.
President

May 1, 2025

Mr. John Hicks
Executive Cabinet Secretary and State Budget Director
200 Mero Street, Fifth Floor
Frankfort, KY 40622

RE: Distribution of 2025-26 Postsecondary Education Performance Fund

Dear Secretary Hicks:

As you know, the *2024-2026 Budget of the Commonwealth* (24 RS, HB 6) appropriated \$115.0 million to the Postsecondary Education Performance Fund in fiscal year 2025-26. These funds are to be distributed according to the provisions of KRS 164.092, which directs the Council on Postsecondary Education to run the funding models and submit to your office a distribution of funds for the public universities and KCTCS institutions. CPE staff ran the university funding model and KCTCS staff ran the two-year college model and resulting distributions from the Performance Fund for fiscal year 2025-26 are presented below.

Public Universities and KCTCS:

University of Kentucky	\$41,174,700
University of Louisville	21,522,000
Eastern Kentucky University	4,880,300
Kentucky State University	0
Morehead State University	0
Murray State University	5,069,300
Northern Kentucky University	11,811,700
Western Kentucky University	5,261,000
KCTCS	<u>25,281,000</u>
Total	\$115,000,000

(Continued on following page)

An Equal Opportunity Employer M/F/D

TEAM
KENTUCKY


May 1, 2025
Page 2

KCTCS Institutions (Detail):

Ashland	\$1,098,800
Big Sandy	0
Bluegrass	4,646,400
Elizabethtown	2,739,300
Gateway	2,156,300
Hazard	0
Henderson	0
Hopkinsville	1,040,700
Jefferson	3,497,600
Madisonville	979,100
Maysville	1,870,200
Owensboro	2,203,700
Somerset	2,778,600
Southcentral	2,270,300
Southeast	0
West Kentucky	<u>0</u>
KCTCS Subtotal	\$25,281,000

Spreadsheets containing performance metric data and calculations used to determine the distribution of funds among universities and KCTCS institutions are attached. If you have questions or need additional information, please contact me at (502) 892-3001 or Bill Payne at (502) 892-3052.

Sincerely,



Aaron Thompson, Ph.D.
President, Kentucky Council on Postsecondary Education

C: Senator David Givens
Senator Christian McDaniel
Representative Jason Petrie
Representative Scott Lewis
Representative James Tipton
Senator Stephen West
Janice Tomes, OSBD
Carla Wright, OSBD
Postsecondary Institution Presidents

Performance Funding Model for the Public Universities

Attachment B

Change in Funding Model Metric Three-Year Rolling Averages (Weighted Activity Volume)

Between 2024-25 and 2025-26 Iterations

Student Success Components

Bachelor's Degrees Pool Size = 9.0% or \$57.3 M in 2025-26	2024-25 Iteration	2025-26 Iteration	Volume Change	Percent Change	Status	Institution	2024-25 Share	2025-26 Share
UK	8,625	8,633	8	0.1%	Above	UK	36.6%	37.2%
UofL	4,931	4,812	(119)	-2.4%	Below	UofL	20.9%	20.8%
EKU	2,412	2,328	(83)	-3.5%	Below	EKU	10.2%	10.0%
KSU	94	169	75	80.5%	Above	KSU	0.4%	0.7%
MoSU	1,025	989	(36)	-3.5%	Below	MoSU	4.3%	4.3%
MuSU	1,597	1,544	(53)	-3.3%	Below	MuSU	6.8%	6.7%
NKU	2,177	2,023	(154)	-7.1%	Below	NKU	9.2%	8.7%
WKU	2,719	2,685	(34)	-1.2%	Above	WKU	11.5%	11.6%
Sector	23,579	23,184	(395)	-1.7% = Average			100.0%	100.0%
STEM+H Bachelor's Degrees Pool Size = 5.0% or \$31.8 M in 2025-26	2024-25 Iteration	2025-26 Iteration	Volume Change	Percent Change	Status	Institution	2024-25 Share	2025-26 Share
UK	3,071	3,080	9	0.3%	Above	UK	38.2%	38.8%
UofL	1,689	1,677	(12)	-0.7%	Above	UofL	21.0%	21.1%
EKU	711	668	(43)	-6.0%	Below	EKU	8.8%	8.4%
KSU	30	37	7	24.7%	Above	KSU	0.4%	0.5%
MoSU	342	293	(50)	-14.5%	Below	MoSU	4.3%	3.7%
MuSU	627	638	11	1.7%	Above	MuSU	7.8%	8.0%
NKU	778	756	(22)	-2.9%	Below	NKU	9.7%	9.5%
WKU	793	790	(4)	-0.5%	Above	WKU	9.9%	9.9%
Sector	8,042	7,938	(104)	-1.3% = Average			100.0%	100.0%
First-Generation Bachelor's Degrees Pool Size = 3.0% or \$19.1 M in 2025-26	2024-25 Iteration	2025-26 Iteration	Volume Change	Percent Change	Status	Institution	2024-25 Share	2025-26 Share
UK	711	1,184	473	66.4%	Above	UK	8.8%	14.9%
UofL	647	1,092	446	68.9%	Above	UofL	8.0%	13.8%
EKU	692	667	(24)	-3.5%	Below	EKU	8.6%	8.4%
KSU	52	76	24	45.9%	Above	KSU	0.7%	1.0%
MoSU	346	323	(23)	-6.7%	Below	MoSU	4.3%	4.1%
MuSU	384	373	(11)	-2.8%	Below	MuSU	4.8%	4.7%
NKU	583	545	(38)	-6.6%	Below	NKU	7.2%	6.9%
WKU	632	646	14	2.3%	Above	WKU	7.9%	8.1%
Sector	4,046	4,907	860	21.3% = Average			50.3%	61.8%

Performance Funding Model for the Public Universities

Attachment B

Change in Funding Model Metric Three-Year Rolling Averages (Weighted Activity Volume)

Between 2024-25 and 2025-26 Iterations

Student Success Components (Cont'd)

Low-Income Bachelor's Degrees Pool Size = 8.0% or \$51.0 M in 2025-26	2024-25 Iteration	2025-26 Iteration	Volume Change	Percent Change	Status	Institution	2024-25 Share	2025-26 Share
UK	3,448	3,429	(20)	-0.6%	Above	UK	31.2%	31.6%
UofL	2,871	2,833	(38)	-1.3%	Above	UofL	26.0%	26.1%
EKU	1,213	1,171	(42)	-3.5%	Below	EKU	11.0%	10.8%
KSU	119	156	37	31.5%	Above	KSU	1.1%	1.4%
MoSU	624	579	(45)	-7.2%	Below	MoSU	5.6%	5.3%
MuSU	703	677	(26)	-3.7%	Below	MuSU	6.4%	6.2%
NKU	893	818	(75)	-8.4%	Below	NKU	8.1%	7.5%
WKU	1,185	1,171	(14)	-1.2%	Above	WKU	10.7%	10.8%
Sector	11,056	10,835	(222)	-2.0%	Average		100.0%	100.0%
Student Progression @ 30 Hours Pool Size = 3.0% or \$19.1 M in 2025-26	2024-25 Iteration	2025-26 Iteration	Volume Change	Percent Change	Status	Institution	2024-25 Share	2025-26 Share
UK	5,118	5,650	532	10.4%	Above	UK	36.3%	37.9%
UofL	2,624	2,852	228	8.7%	Above	UofL	18.6%	19.1%
EKU	1,466	1,574	108	7.4%	Above	EKU	10.4%	10.6%
KSU	229	194	(35)	-15.3%	Below	KSU	1.6%	1.3%
MoSU	709	685	(24)	-3.4%	Below	MoSU	5.0%	4.6%
MuSU	959	1,032	73	7.6%	Above	MuSU	6.8%	6.9%
NKU	1,146	1,068	(78)	-6.8%	Below	NKU	8.1%	7.2%
WKU	1,829	1,849	20	1.1%	Below	WKU	13.0%	12.4%
Sector	14,080	14,905	825	5.9%	Average		100.0%	100.0%
Student Progression @ 60 Hours Pool Size = 5.0% or \$31.8 M in 2025-26	2024-25 Iteration	2025-26 Iteration	Volume Change	Percent Change	Status	Institution	2024-25 Share	2025-26 Share
UK	5,621	5,860	238	4.2%	Above	UK	36.2%	37.0%
UofL	2,969	3,029	60	2.0%	Above	UofL	19.1%	19.2%
EKU	1,561	1,617	56	3.6%	Above	EKU	10.0%	10.2%
KSU	204	194	(10)	-4.9%	Below	KSU	1.3%	1.2%
MoSU	773	739	(34)	-4.4%	Below	MoSU	5.0%	4.7%
MuSU	1,092	1,086	(6)	-0.5%	Below	MuSU	7.0%	6.9%
NKU	1,349	1,285	(64)	-4.7%	Below	NKU	8.7%	8.1%
WKU	1,977	2,005	28	1.4%	Below	WKU	12.7%	12.7%
Sector	15,548	15,817	269	1.7%	Average		100.0%	100.0%

Performance Funding Model for the Public Universities

Attachment B

Change in Funding Model Metric Three-Year Rolling Averages (Weighted Activity Volume) Between 2024-25 and 2025-26 Iterations

Student Success Components (Cont'd)

Student Progression @ 90 Hours Pool Size = 7.0% or \$44.6 M in 2025-26	2024-25 Iteration	2025-26 Iteration	Volume Change	Percent Change	Status	Institution	2024-25 Share	2025-26 Share
UK	7,470	7,136	(334)	-4.5%	Below	UK	36.1%	35.6%
UofL	4,269	4,177	(93)	-2.2%	Above	UofL	20.7%	20.8%
EKU	2,105	2,027	(78)	-3.7%	Below	EKU	10.2%	10.1%
KSU	204	218	15	7.2%	Above	KSU	1.0%	1.1%
MoSU	1,013	926	(87)	-8.6%	Below	MoSU	4.9%	4.6%
MuSU	1,401	1,396	(6)	-0.4%	Above	MuSU	6.8%	7.0%
NKU	1,717	1,661	(56)	-3.3%	Below	NKU	8.3%	8.3%
WKU	2,494	2,509	15	0.6%	Above	WKU	12.1%	12.5%
Sector	20,674	20,051	(623)	-3.0%	Average		100.0%	100.0%

Course Completion Component

Student Credit Hours Earned Pool Size = 30.0% or \$191.1 M in 2025-26	2024-25 Iteration	2025-26 Iteration	Volume Change	Percent Change	Status	Institution	2024-25 Share	2025-26 Share
UK	1,546,049	1,651,562	105,513	6.8%	Above	UK	33.2%	33.8%
UofL	1,083,943	1,129,481	45,538	4.2%	Below	UofL	23.3%	23.1%
EKU	467,716	495,945	28,229	6.0%	Above	EKU	10.0%	10.1%
KSU	36,507	40,763	4,256	11.7%	Above	KSU	0.8%	0.8%
MoSU	199,782	193,962	(5,820)	-2.9%	Below	MoSU	4.3%	4.0%
MuSU	284,236	302,514	18,279	6.4%	Above	MuSU	6.1%	6.2%
NKU	516,948	538,944	21,997	4.3%	Below	NKU	11.1%	11.0%
WKU	518,922	538,115	19,192	3.7%	Below	WKU	11.1%	11.0%
Sector	4,654,104	4,891,286	237,182	5.1%	Average		100.0%	100.0%

Operational Support Components

M&O (Square Feet Data) Pool Size = 10.0% or \$63.7 M in 2025-26	2024-25 Iteration	2025-26 Iteration	Volume Change	Percent Change	Status	Institution	2024-25 Share	2025-26 Share
UK	9,271,205	9,369,264	98,058	1.1%	Above	UK	37.1%	37.5%
UofL	4,645,325	4,650,560	5,235	0.1%	Above	UofL	18.6%	18.6%
EKU	2,325,214	2,316,446	(8,768)	-0.4%	Below	EKU	9.3%	9.3%
KSU	673,771	667,574	(6,197)	-0.9%	Below	KSU	2.7%	2.7%
MoSU	1,434,584	1,432,731	(1,853)	-0.1%	Below	MoSU	5.7%	5.7%
MuSU	1,992,898	2,000,771	7,873	0.4%	Above	MuSU	8.0%	8.0%
NKU	1,964,396	1,966,232	1,836	0.1%	Above	NKU	7.9%	7.9%
WKU	2,686,756	2,590,683	(96,073)	-3.6%	Below	WKU	10.7%	10.4%
Sector	24,994,149	24,994,260	111	0.0%	Average		100.0%	100.0%

Performance Funding Model for the Public Universities

Attachment B

Change in Funding Model Metric Three-Year Rolling Averages (Weighted Activity Volume)

Between 2024-25 and 2025-26 Iterations

Operational Support Components (Cont'd)

Institutional Support (Direct Costs)		2024-25	2025-26	Volume	Percent	Status	Institution	2024-25	2025-26
Pool Size = 10.0% or \$63.7 M in 2025-26		Iteration	Iteration	Change	Change			Share	Share
UK		3,372	3,548	176	5.2%	Below	UK	30.4%	30.3%
UofL		2,659	2,857	198	7.4%	Above	UofL	24.0%	24.4%
EKU		1,061	1,131	70	6.6%	Above	EKU	9.6%	9.7%
KSU		177	188	11	6.2%	Above	KSU	1.6%	1.6%
MoSU		611	665	54	8.8%	Above	MoSU	5.5%	5.7%
MuSU		778	825	47	6.0%	Above	MuSU	7.0%	7.0%
NKU		1,223	1,233	10	0.8%	Below	NKU	11.0%	10.5%
WKU		1,203	1,261	58	4.8%	Below	WKU	10.9%	10.8%
Sector		11,084	11,708	623	5.6%	Average		100.0%	100.0%
Academic Support (FTE Students)		2024-25	2025-26	Volume	Percent	Status	Institution	2024-25	2025-26
Pool Size = 10.0% or \$63.7 M in 2025-26		Iteration	Iteration	Change	Change			Share	Share
UK		39,124	40,256	1,131	2.9%	Above	UK	34.9%	35.9%
UofL		24,196	24,096	(101)	-0.4%	Below	UofL	21.6%	21.5%
EKU		11,143	11,241	98	0.9%	Above	EKU	9.9%	10.0%
KSU		1,510	1,415	(95)	-6.3%	Below	KSU	1.3%	1.3%
MoSU		5,253	4,939	(314)	-6.0%	Below	MoSU	4.7%	4.4%
MuSU		7,084	7,078	(7)	-0.1%	Below	MuSU	6.3%	6.3%
NKU		10,895	10,480	(415)	-3.8%	Below	NKU	9.7%	9.3%
WKU		12,863	12,688	(175)	-1.4%	Below	WKU	11.5%	11.3%
Sector		112,069	112,193	124	0.1%	Average		100.0%	100.0%

Funding Model Totals

Metrics = 11

Subtotal Allocable Resources = **100.0%** or **\$636.9 M** in 2025-26

Performance Funding Model for the Public Universities
Metrics Where Rates of Growth Exceeded Sector Average
Between Fiscal Year 2024-25 and 2025-26 Iterations

Attachment C

Performance Metric	UK	UofL	EKU	KSU	MoSU	MuSU	NKU	WKU	Pool Size (In Millions)
Student Success Outcomes									
Bachelor's Degrees	<input checked="" type="checkbox"/>	<input type="checkbox"/>	<input type="checkbox"/>	<input checked="" type="checkbox"/>	<input type="checkbox"/>	<input type="checkbox"/>	<input type="checkbox"/>	<input checked="" type="checkbox"/>	\$57.3
STEM+H Bachelor's Degrees	<input checked="" type="checkbox"/>	<input checked="" type="checkbox"/>	<input type="checkbox"/>	<input checked="" type="checkbox"/>	<input type="checkbox"/>	<input checked="" type="checkbox"/>	<input type="checkbox"/>	<input checked="" type="checkbox"/>	31.8
First-Generation Bachelor's Degrees	<input checked="" type="checkbox"/>	<input checked="" type="checkbox"/>	<input type="checkbox"/>	<input checked="" type="checkbox"/>	<input type="checkbox"/>	<input type="checkbox"/>	<input type="checkbox"/>	<input checked="" type="checkbox"/>	19.1
Low-Income Bachelor's Degrees	<input checked="" type="checkbox"/>	<input checked="" type="checkbox"/>	<input type="checkbox"/>	<input checked="" type="checkbox"/>	<input type="checkbox"/>	<input type="checkbox"/>	<input type="checkbox"/>	<input checked="" type="checkbox"/>	51.0
Student Progression @ 30 Hours	<input checked="" type="checkbox"/>	<input checked="" type="checkbox"/>	<input checked="" type="checkbox"/>	<input type="checkbox"/>	<input type="checkbox"/>	<input checked="" type="checkbox"/>	<input type="checkbox"/>	<input type="checkbox"/>	19.1
Student Progression @ 60 Hours	<input checked="" type="checkbox"/>	<input checked="" type="checkbox"/>	<input checked="" type="checkbox"/>	<input type="checkbox"/>	<input type="checkbox"/>	<input type="checkbox"/>	<input type="checkbox"/>	<input type="checkbox"/>	31.8
Student Progression @ 90 Hours	<input type="checkbox"/>	<input checked="" type="checkbox"/>	<input type="checkbox"/>	<input checked="" type="checkbox"/>	<input type="checkbox"/>	<input checked="" type="checkbox"/>	<input type="checkbox"/>	<input checked="" type="checkbox"/>	44.6
Course Completion Component									
Student Credit Hours Earned	<input checked="" type="checkbox"/>	<input type="checkbox"/>	<input checked="" type="checkbox"/>	<input checked="" type="checkbox"/>	<input type="checkbox"/>	<input checked="" type="checkbox"/>	<input type="checkbox"/>	<input type="checkbox"/>	191.1
Operational Support Activity									
Instructional Square Feet	<input checked="" type="checkbox"/>	<input checked="" type="checkbox"/>	<input type="checkbox"/>	<input type="checkbox"/>	<input type="checkbox"/>	<input checked="" type="checkbox"/>	<input checked="" type="checkbox"/>	<input type="checkbox"/>	63.7
Direct Cost of Instruction	<input type="checkbox"/>	<input checked="" type="checkbox"/>	<input checked="" type="checkbox"/>	<input checked="" type="checkbox"/>	<input checked="" type="checkbox"/>	<input checked="" type="checkbox"/>	<input type="checkbox"/>	<input type="checkbox"/>	63.7
FTE Students	<input checked="" type="checkbox"/>	<input type="checkbox"/>	<input checked="" type="checkbox"/>	<input type="checkbox"/>	<input type="checkbox"/>	<input type="checkbox"/>	<input type="checkbox"/>	<input type="checkbox"/>	63.7
Metrics Above Sector Average	9	8	5	7	1	6	1	5	
Total Allocable Resources:									\$636.9

TITLE: CPE Board Meeting Dates

DESCRIPTION: The Executive Committee endorsed for Council approval the proposed meeting dates for 2026 and revised meeting dates for November 2025.

STAFF CONTACTS: Lee Nimocks, Sr. Vice President and Chief of Staff
Heather Faesy, Program Manager

COMMITTEE REVIEW AND RECOMMENDATION

The Executive Committee approved the proposed meeting dates for 2026 and revised meeting dates for November 2025 during its June 11, 2025, meeting.

SUPPORTING INFORMATION

Per KRS 164.011(9), the Council is required to meet quarterly but may meet more often upon the call of the chair. In order to conduct its business efficiently, the Council typically meets five times per year, and standing committees meet prior to each Council meeting.

REVISED MEETING DATES FOR NOVEMBER 2025

A conflict has been identified with the previously approved November 2025 meeting dates. Instead of meeting the week of November 10-13, the following dates/time are proposed for approval:

- Academic and Strategic Initiatives Committee – November 3, 2025, 10am ET
- Finance Committee – November 3, 2025, 1pm ET
- Executive Committee – November 7, 2025, 8:30am ET
- Work session & campus spotlight – November 6, 2025, afternoon
- Business meeting – November 7, 2025, 10am ET

PROPOSED MEETING DATES FOR 2026

Staff proposes the Council approve the following meeting dates for calendar year 2026. The meetings of the Academic and Strategic Initiatives Committee and Finance Committee take place virtually by ZOOM teleconference. The meetings of the Executive Committee and full board will take place in person, locations to be determined.

Academic and Strategic Initiatives Committee

- Monday, January 26, 2026 – 10am-Noon ET
- Monday, March 30, 2026 – 10am-Noon ET
- Monday, June 8, 2026 – 10am-Noon ET
- Wednesday, September 9, 2026 – 10am-Noon ET
- Monday, November 9, 2026 – 10am-Noon ET

Finance Committee

- Monday, January 26, 2026 – 1-3pm ET
- Monday, March 30, 2026 – 1-3pm ET
- Monday, June 8, 2026 – 1-3pm ET
- Wednesday, September 9, 2026 – 1-3pm ET
- Monday, November 9, 2026 – 1-3pm ET

Executive Committee, time TBD

- Friday, January 30, 2026
- Thursday, April 2, 2026
- Friday, June 12, 2026
- Sunday, September 13, 2026
- Friday, November 13, 2026

Regular meetings of the full board, schedule TBD

- Thursday/Friday, January 29-30, 2026
- Thursday, April 2, 2026
- Thursday/Friday, June 11-12, 2026
- Monday, September 14, 2026
- Thursday/Friday, November 12-13, 2026

Special meetings/events of the full board

- Joint meeting of the Council, Presidents and Board of Student Body Presidents – January 29, 2026, time TBD
- Postsecondary Education Trusteeship Conference – September 14-15, 2026



Kentucky Council on Postsecondary Education

Agency Budget

FY2026 – Proposed (July 1, 2025 – June 30, 2026)

GENERAL FUND OPERATIONS

Overview

General funds are used to provide essential services and resources that support the board, president, and agency in carrying out CPE's statutory duties and strategic agenda priorities. Units and initiatives funded through general funds are:

- **The Office of the President**, which is the state's primary advocate for public postsecondary education and advises the Governor and General Assembly on higher education matters;
- **CPE Board**, whose responsibilities are set out in KRS 164.013. The CPE Board and its standing and advisory committees meet regularly throughout the year to review staff recommendations and approve major decisions of the Council;
- **Academic Excellence**, which oversees matters relating to the quality of degree programs and instruction;
- **Finance**, which oversees college affordability and deals with postsecondary budgetary matters;
- **Policy, Planning, Communications, Data and Research**, which develops and implements the strategic agenda and associated accountability system; collects, analyzes, and warehouses student data; and coordinates communications and events;
- **Workforce and Economic Development**, which aligns degree offerings with workforce needs and addresses critical shortages in the high-need occupational areas; and
- **Agency Operations**, which houses the office of general counsel and government relations, human resources, administrative services, and other functions supporting agency staff.

HB6 of the 2024 Regular Session appropriates funds to be used for strategic initiative efforts. These funds are used to support:

- **Student Access and Success**, which promotes smoother transitions to and through postsecondary education through policy, programs, and enhanced student support services; Graduate Profile grants to institutions and the Faculty Leadership Academy

HB6 of the 2024 Regular Session appropriated general funds for CPE oversight of Kentucky State University and to conduct a Postbaccalaureate Study, the unused FY2025 portion of the KSU funds carry forward into FY2026; the Postbaccalaureate Study was not funded in FY2026.

Financial Overview

Program	FY 2025 Budget	Proposed FY 2026 Budget
Postbaccalaureate Study	2,000,000	
Operations - SREB Dues	224,800	224,800
Kentucky State University Oversight	750,000	300,000
TOTAL GENERAL OPERATIONS	\$2,974,800	\$524,800

General Fund Base Operations	FY 2025 Budget	Proposed FY 2026 Budget
Salaries and Wages FY26 = 36 FTE; 4 Interns	\$2,994,581	\$3,487,400
Benefits	\$1,744,500	\$1,955,500
Employee Training	\$15,000	\$15,000
Professional Service Contracts	\$660,000	\$235,000
Building Rental	306,100	310,000
COT - Technology Support	417,000	417,000
Copiers and Printing	16,200	16,200
Office Supplies	10,000	9,000
Memberships and Dues	80,000	45,000
Travel and Meeting Expenses	60,000	42,000
Misc. Services	14,700	12,000
TOTAL GENERAL BASE OPERATIONS	\$6,318,081	\$6,544,100

General Fund Strategic Initiatives - Operations	FY 2025 Budget	Proposed FY 2026 Budget
Salaries and Wages FY26 = 6 FTE	\$500,000	\$650,000
Benefits	\$250,000	\$220,000
Professional Service Contracts	\$445,000	\$360,000
Futuriti- Technology Support	30,000	30,000
Office Supplies	11,400	9,000
Memberships, Dues, and Subscriptions	40,000	40,000
Travel and Meeting Expenses	31,000	25,000
Grants	150,000	100,000
TOTAL STRATEGIC INITIATIVES OPERATIONS	\$1,457,400	\$1,434,000

TECHNOLOGY TRUST FUND

Overview

KRS 164.7911 creates the Technology Initiative Trust Fund, and KRS 164.7921 clarifies that the fund supports ongoing technology investments and upgrades for CPE and postsecondary institutions. KRS 164.800 encourages shared program delivery among libraries, institutions, systems, agencies, and programs. These joint technology purchases and digital subscriptions result in considerable cost savings for the Commonwealth.

- The Kentucky Postsecondary Education Network (KPEN) provides internet access to public postsecondary campuses and other digital initiatives.
- Kentucky Virtual Library (KYVL) is a consortium of over 300 Kentucky libraries and institutions, including colleges and universities, public libraries, K12 schools, hospitals, the Kentucky Department for Libraries and Archives (KDLA), and more.

Program funding comes from the General Fund, fees from Kentucky postsecondary institutions, consortium member fees (KYVL only). Funds carry forward until expensed.

Financial Overview

KPEN and Technology Support	FY 2025 Budget	Proposed FY 2026 Budget
REVENUE		
Prior Year Carry Forward	\$1,468,823	\$1,386,200
General Fund	2,105,800	2,114,101
Member Fees	550,000	550,000
TOTAL REVENUES	\$4,124,623	\$4,050,301
EXPENDITURES		
Personnel	600,000	518,000
Operating	2,962,423	2,993,894
Grants		400,000
TOTAL EXPENDITURES	\$3,562,423	\$3,511,894
FUND BALANCE	\$562,200	\$538,407

Kentucky Virtual Library (KYVL)	FY 2025 Budget	Proposed FY 2026 Budget
REVENUE		
Prior Year Carry Forward	\$1,089,427	\$1,500,000
General Fund	1,547,400	1,553,499
Member Fees	3,150,000	2,600,000
TOTAL REVENUES	\$5,786,827	\$5,653,499
EXPENDITURES		
Personnel	\$410,311	\$415,000
Operating	3,991,554	4,100,000
TOTAL EXPENDITURES	\$4,401,865	\$4,515,000
FUND BALANCE	\$1,384,962	\$1,138,499

RESTRICTED and TRUST FUND PROGRAMS

Overview

Equine Trust Fund

Pursuant to KRS 138.510(5), the Equine Trust Fund directs one percent of all money wagered on live and historical races at the track to be deposited into a trust for the construction, expansion, or renovation of facilities or the purchase of equipment for equine programs at state universities. CPE serves as the administrative agent of these funds and develops procedures for administering the program and making disbursements in accordance with established guidelines. Funds carry forward until expensed.

Healthcare Workforce Investment Fund (HWIF)

In 2023, the General Assembly passed HB 200, establishing an innovative fund whereby employers pledge a dollar amount to a postsecondary healthcare program held in trust to be matched by general fund state dollars. Over half of the funds are dedicated to scholarships for students pursuing high-demand healthcare credentials; the remaining dollars recognize program excellence and support administration of the fund at CPE. Funds carry forward until expensed or until the program sunsets in 2030.

Licensure

As set forth in KRS 164.945-47, CPE is required to license all non-public, postsecondary institutions that operate in Kentucky offering bachelor's degrees or higher, including out-of-state institutions offering programs through distance education. The licensure unit also manages Kentucky's participation in the State Authorization Reciprocity Agreement (SARA), which sets standards for interstate offerings of postsecondary distance education. The fund is funded through licensure fees. Funds carry forward until expensed.

Research Challenge and Comprehensive University Excellence Trust Fund "Bucks for Brains"

- The Research Challenge Trust Fund provides funding to the University of Kentucky and the University of Louisville to recruit world-class research faculty through an endowment match program. It also supports scientific research leading to new discoveries and innovations for the good of the state (KRS 164.7917). Funds carry forward until expensed.
- The Comprehensive University Excellence Trust Fund (KRS 164.7919) are awarded to Eastern Kentucky University, Kentucky State University, Morehead State University, Murray State University, Northern Kentucky University, and Western Kentucky University to support their designated Programs of Distinction (PODs). Funds carry forward until expensed.

Program	FY 2025 Budget	Proposed FY 2026 Budget
Equine Trust Fund	\$751,991	\$750,000
Healthcare Workforce Investment Fund	13,720,000	19,200,000
Licensure	500,000	493,900
Research Challenge Trust Fund	13,373,487	12,373,500
Comprehensive University Excellence Trust Fund	8,650,000	2,882,400
TOTAL Restricted and Trust Funds	\$36,995,477	\$35,699,800

GRANTS

Overview

Grant funds are used to support non-general fund services and resources to further efforts in carrying out CPE's statutory duties and strategic agenda priorities. Most grant funds are awarded for periods that do not coincide with the state fiscal year; the chart below depicts total available funds as of the designated fiscal year.

Responsible Unit	Grant Name	Award Period	FY 2025 *TOTAL Available Funds	FY 2026 *TOTAL Available Funds
Academic Excellence	SHEEO	10/01/2023 - 02/28/2026	\$20,000	\$18,383
Licensure	NC SARA	07/01/2024 - 06/30/2025	7,500	0
Performance and Planning	KHEAA - Innovative Scholarship Fund	07/19/2022 - 04/30/2025	80,500	0
Student Access and Success	ARPA/ESSER - KAA	03/15/2022 - 09/30/2024	367,564	0
Student Access and Success	GEARUP	10/01/2018 - 09/30/2025	4,600,000	1,600,000
Student Access and Success	Save The Children	08/01/2022-09/30/2025	297,097	297,097
Student Access and Success	LAUNCH Grant New Venture Fund	01/01/2023 - 03/31/2025	91,540	0
Student Access and Success	NASH - Commonwealth Education Continuum	12/01/2024 - 12/31/2027	13,333	13,333
Student Access and Success	NASH - Futuriti	12/01/2024 - 12/31/2027	13,333	12,628
Student Access and Success	NASH - P-20 Partnership Dual Credit	12/01/2024 - 12/31/2027	13,333	11,450
Student Access and Success	GOEC - Preschool Development	07/01/2024 - 06/30/2026	200,000	130,000
Student Access and Success	ECMC - Scaling Student Basic Needs	01/01/2024 - 12/31/2026	1,551,356	1,350,000
Student Access and Success	NASH - Refugee Resettlement Initiative	12/20/2022 - 12/31/2024	1,500	0
Student Access and Success	NASH - Catalyst Fund - Transfer	12/05/2022 - 12/31/2025	7,400	5,750
Student Access and Success	Lumina - Admissions Redesign	02/20/2024 - 02/21/2025	100,000	0
Student Access and Success	James Graham Brown Kentucky Student Success Center	07/01/2024 - 06/30/2030	3,250,000	2,950,000
Student Access and Success	KOAE - Adult Learner	07/01/2024 - 06/30/2024	575,000	200,000
Student Access and Success	NASH - Transfer - NIC	Stipend - No end date	10,725	14,285
Student Access and Success	SHEEO Student Basic Needs	04/07/2025-12/31/2027	60,000	60,000
Workforce and Economic Development	Healthcare Workforce		4,481,065	2,450,000
Workforce and Economic Development	CHFS - Career Ladders in Mental and Behavioral Health (CLIMB)	09/15/2023 - 06/30/2026	1,174,500	830,000
Workforce and Economic Development	CHFS - Career Ladders in Mental and Behavioral Health (CLIMB #2)	TBD - In Process		1,500,000
Workforce and Economic Development	DCBS Training Grant	04/25/2025 - 06/30/2025	1,687,623	1,447,719
Workforce and Economic Development	KBIRT - Nuclear Medicine	08/01/2024 - 06/30/2025	100,000	0
Workforce and Economic Development	SHEEO - Justice Impacted Students	TBD - In Process		
Workforce and Economic Development	Opioid Abatement	07/01/2025 - 06/30/2026		488,676
Agency Operations - Restricted Fund	Indirect Revenue from Grants		600,000	403,200
TOTAL Grant Expenditures			\$19,303,369	\$13,782,521

FIDUCIARY FUNDS

Overview

Fiduciary (or pass-through) funds are appropriated by the General Assembly to CPE and held for the benefit of individuals or units outside of the agency. CPE is the trustee or fiduciary responsible for these assets, which can be used only for trust beneficiaries. CPE ensures assets reported in these funds are used for their intended purposes.

Financial Overview

Program	FY 2025 Budget	Proposed FY 2026 Budget
App Reg Healthcare - Psychiatric Residency	\$8,000,000	\$8,000,000
Cancer Research Matching Program	3,807,400	3,923,000
Cancer Research - Tobacco Settlement Funds	5,843,200	6,250,000
National Stem Cell Foundation	300,000	0
Ovarian Cancer Screening	1,000,000	1,000,000
Spinal Cord and Head Injury Research	2,000,000	2,000,000
SREB Doctorial Scholars Program	50,000	50,000
Simmons College	3,239,565	2,200,000
TOTAL FIDICARY FUNDS	\$24,240,165	\$23,423,000

Program Descriptions

- **Appalachian Regional Healthcare**
Psychiatric Residency: HB1 of the 2024 Regular Session appropriates funding to be distributed to Appalachian Regional Healthcare to establish a psychiatric residency program to serve Kentucky.
- **Cancer Research Matching Funds**
KRS 164.043 creates the cancer research institutions' matching fund. For tax periods beginning on or after June 1, 2005, the one cent (\$.01) surtax collected under KRS 138.140(1)(c) shall be deposited into the fund. One-half of the monies is distributed to the University of Kentucky and one-half to the University of Louisville. The two universities must provide a dollar-for-dollar match to receive funds.
- **Cancer Research**
HB6 of the 2024 Regular Session appropriates Tobacco Settlement Funds to be used for cancer research and screening to be shared equally between the University of Kentucky and the University of Louisville.
- **National Stem Cell Foundation**
SB91 of the 2024 Regular Session appropriates funding to be distributed to the National Stem Cell Foundation to support grant match. No Funds were appropriated for FY2026.

- **Ovarian Cancer Screening**

HB6 of the 2024 Regular Session appropriates funding to the ovarian cancer screening outreach program at the University of Kentucky.

- **Spinal Cord and Head Injury Research**

HB6 of the 2024 Regular Session appropriates funding to support spinal cord and head injury research. In accordance with KRS 211.500, KRS 211.502, KRS 211.504, the appropriation in each fiscal year shall be shared between the University of Kentucky and the University of Louisville.

- **SREB Doctoral Scholars**

HB6 of the 2024 Regular Session appropriates funding for annual dues to the Southern Regional Education Board (SREB).

- **Simmons College**

HB 1 of the 2022 Regular Session appropriates funds for the Teacher Education Initiative at Simmons College. The funds shall also be used to expand academic offerings in psychology to produce more licensed mental health practitioners, quality control technology workers, and logistics and supply chain managers. Additionally, HB 1 of the 2024 Regular Session appropriates dollars from the State Fiscal Recovery Funds to support infrastructure planning and facility acquisition for student residential housing, an onsite tutoring/study facility, and the development and design of capital improvements to support academic program expansion.

TITLE: 2025-26 CPE Agency Budget

DESCRIPTION: The Executive Committee endorsed for Council approval the staff recommendation regarding the 2025-26 agency budget.

STAFF CONTACTS: Leslie Brown, Executive Director, Accounting, Budget, & Procurement
Travis Powell, Sr. Vice President and General Counsel

COMMITTEE REVIEW AND RECOMMENDATION

The Executive Committee approved the 2025-26 agency budget during its June 11, 2025, meeting and recommends the Council provide final approval.

SUPPORTING INFORMATION

Each year, the Council reviews and approves the agency's revenue and expenditure budget for the upcoming fiscal year. Attached is CPE's budget as proposed for fiscal year 2025-26. The enacted state budget for 2024-2026 (primarily HB 6, but also HB 1, and SB 91), along with CPE's 2025-26 biennial budget request (submitted to the state budget office and Legislative Research Commission October 1, 2023) provide the framework for the proposed 2024-25 agency budget. Budgeted figures for the current year (i.e., 2024-25) are included for comparison.

TITLE:	Kentucky State University Management Improvement Plan – Redirection of Incentive Funding
DESCRIPTION:	The Executive Committee endorsed for Council approval the staff recommendation regarding the redirection of incentive funding for Kentucky State University.
STAFF CONTACTS:	Travis Powell, Sr. Vice President and General Counsel Greg Rush, Assistant Vice President for Finance Policy and Programs

COMMITTEE REVIEW AND RECOMMENDATION

The Executive Committee approved the proposed recommendation during its June 11, 2025, meeting, and recommends the Council provide final approval.

BACKGROUND INFORMATION

House Bill 250, enacted during the 2022 Regular Session of the General Assembly, appropriated \$15 million to the Council on Postsecondary Education to support the achievement of goals and benchmarks outlined in the university's Management Improvement Plan.

These funds were distributed to Kentucky State University in accordance with the approved plan by June 30, 2024. These funds supported a range of initiatives, including the development of online programs, facilities planning and support, auditing and accounting services, and enhancements to engineering and global programs.

As the university continues to implement the objectives of the Management Improvement Plan, certain areas have experienced delays, resulting in increased resource demands. In response, President Akakpo has requested the reallocation of some previously designated funds to better address these needs.

REQUESTED REVISIONS AND RATIONALE

As of the end of the current fiscal year, Kentucky State University has approximately \$2.8 million in reserved and unspent funds. Dr. Akakpo has proposed reallocating \$2 million originally designated for the development of an engineering program—redirecting \$1 million to the university's online program and \$1 million to support accounting and auditing functions. He has also requested that \$750,000 in other incentive funding distributions be temporarily frozen until

December 1, 2025, to ensure flexibility should additional resources be needed for these two priority areas.

The university's online program launched in Fall 2024, offering eight bachelor's degrees, two master's degrees, and one practice doctorate. The program has generated strong student interest, with enrollment per term averaging between 200 and 300 students. However, due to administrative challenges and delays in hiring, the program is currently about one year behind schedule. Several key positions have since been filled, and the university has committed additional resources to accelerate growth, with the goal of reaching 1,000 enrolled students by the end of the calendar year. The proposed reallocation of funds is critical to supporting this effort.

In terms of financial oversight, the university completed its FY 2023 audit in May 2025 but is still working to finalize the FY 2024 audit. Timely completion is essential to return to a regular audit cycle for FY 2025. However, many internal control procedures outlined in the Management Improvement Plan remain unimplemented, significantly increasing the time and effort required to complete audits. The additional funding for accounting and auditing support is expected to substantially reduce the time needed to complete the FY 2024 audit and support improved financial oversight moving forward.

The Council on Postsecondary Education (CPE) staff has reviewed this request and supports the proposed reallocations. These adjustments will allow the university to better address immediate institutional priorities and more effectively advance the objectives of the Management Improvement Plan.

A RESOLUTION HONORING AND COMMENDING

BELLE S. WHEELAN

for her service to educational excellence in Kentucky

WHEREAS, Belle Wheelan has served 20 years as president and chief executive officer of the Southern Association of Colleges and Schools' Commission on Colleges; and

WHEREAS, Dr. Wheelan was the first woman and first African American to lead SACSCOC in the organization's history; and


WHEREAS, her higher education career spans over 50 years, having previously served as secretary of education for the Commonwealth of Virginia, as well as the president of community colleges in Virginia and Texas; and

WHEREAS, Dr. Wheelan has contributed her talents and leadership to the boards of the American Association of Community Colleges, American College Testing, Inc., Lumina Foundation, National Black College Alumni Hall of Fame, *Excelencia* in Education and the National Student Clearinghouse; and

WHEREAS, she has received numerous professional awards and recognitions, including six honorary degrees; and

WHEREAS, throughout her storied career, Dr. Wheelan has been a tireless advocate for continuous improvement efforts and student learning outcomes;

NOW, THEREFORE, BE IT RESOLVED, that the members of the Kentucky Council on Postsecondary Education do hereby adopt this resolution, June 13, 2025, expressing their gratitude to Belle Wheelan for her contributions to higher education, and wishing her good fortune in her retirement.



Madison Silvert, Chair



Aaron Thompson, Ph.D., President



A RESOLUTION HONORING AND COMMENDING

MACY WADDLE

for her service to the Kentucky Council on Postsecondary Education

WHEREAS, Macy Waddle has ably represented Kentucky postsecondary students as the student member of the Kentucky Council on Postsecondary Education from October 2024 through June 2025; and

WHEREAS, Macy invested her time and talents by serving on the Council's Finance Committee and Academic and Strategic Initiatives Committee, while also serving as the liaison between the Council and Board of Student Body Presidents; and

WHEREAS, she has exhibited both leadership and service while pursuing her undergraduate degree, serving as academic vice president of the University of Louisville Student Government Association, co-director of the Animal Welfare Committee of the UofL Engage Lead Serve Board, outreach chair for the McConnell Scholars Program, and as a mentor and intern for Family and Youth Services at Kentucky Refugee Ministries; and


WHEREAS, Macy continues to lend her voice to the Commonwealth Education Continuum, advocating for an educational system that focuses on career preparation and increased access to postsecondary programs; and

WHEREAS, she is a passionate advocate for college affordability, increased access to campus mental health resources, and opportunities for non-traditional students; and


WHEREAS, the Council appreciates Macy's dedication to the improvement of all people through the power of postsecondary education; and

WHEREAS, we wish Macy continued success and good fortune as she completes her undergraduate degree and leads the University of Louisville as its student body president during the 2025-26 academic year;

NOW, THEREFORE, BE IT RESOLVED, that the members of the Kentucky Council on Postsecondary Education do hereby adopt this resolution, June 13, 2025, expressing their gratitude to Macy Waddle for her service to the Kentucky Council on Postsecondary Education and for her commitment to the people of the Commonwealth.



Madison Silvert, Chair



Aaron Thompson, Ph.D., President

A RESOLUTION HONORING AND COMMENDING

JANE LEE NIMOCKS

for his service to the Council on Postsecondary Education
and the Commonwealth of Kentucky

WHEREAS, Lee Nimocks has been a trusted and respected member of the Council on Postsecondary Education staff for over twenty years; and

WHEREAS, in her role as senior vice president and chief of staff, Lee has led or made invaluable contributions to nearly every unit and function of the agency, including executive leadership, strategic planning, policy and performance, grants development, legislative affairs, agency operations, communications and external relations, and more; and


WHEREAS, Lee has provided a steady, guiding hand through numerous postsecondary reforms, legislative directives and budget challenges; and

WHEREAS, Lee has been a staunch advocate for increased college affordability, equity and access, spearheading a scholarship for displaced students and heading up an effort to expand postsecondary access in rural communities; and

WHEREAS, Lee is knowledgeable, level-headed, empathetic, inclusive, collaborative and fair, and as such, embodies the mission and values of the agency; and

WHEREAS, Lee excels at building rapport with constituents and is liked and respected by every person who has had the pleasure of working with her;

NOW, THEREFORE, BE IT RESOLVED, that the Council on Postsecondary Education does hereby adopt this resolution on June 13, 2025, for Lee Nimocks, thanking her for her service, and looking forward to her continued contributions to the agency.



Madison Silvert, Chair



Aaron Thompson, Ph.D., President



CPE REPORT

Eastern Kentucky University News for the Council on Postsecondary Education



EKU BECOMES KENTUCKY'S LARGEST REGIONAL PUBLIC UNIVERSITY

Eastern Kentucky University (EKU) has become Kentucky's largest regional public institution, according to enrollment data from the Kentucky Council on Postsecondary Education. As of Fall 2024, EKU led the state's regional public universities in degree-seeking student enrollment, reaching 14,565 students.

"EKU's growth is a testament to our commitment to student success, academic excellence and community impact," said EKU President David McFaddin. "This achievement reflects not just rising enrollment but also record-breaking retention and graduation rates. Students and families continue to choose EKU because of the unparalleled opportunities we provide, and we remain dedicated to expanding access, affordability and innovation that drive individual success and economic growth across Kentucky."

In addition to growing enrollment, the university reached a record-high retention rate of nearly 80% from Fall 2022 to Fall 2023. From the Fall 2024 to Spring 2025 semester, EKU retained first-time students at a rate of 88.7%.

EKU's growth has been driven by a strategic and intentional focus on affordability, student support

services and the Exceptional Eastern Experience (E3). One of the most impactful initiatives, EKU BookSmart, helps remove financial barriers by providing free textbooks to all degree-seeking students. Through the 2023-24 academic year, EKU BookSmart has lowered the overall cost of attendance by nearly 10%, saving students a total of \$44 million. EKU also awarded \$28 million in merit scholarships last year.

"The BookSmart program was a breakthrough—this university is just doing things better and it shows in the intelligence, determination and pride of its graduates," said Onika Eversole, '24.

Tanlee Wasson, EKU vice president for student success said, "Our work to create streamlined, engaging and supportive networks throughout a student's journey at EKU has made us a school of choice for more students who are choosing higher education as their next step. From high school graduates to seasoned, working professionals, EKU has built a community that is recognized for its ability to provide educational opportunities to all who seek this path to improve their lives and communities."



A NEW ERA IN EDUCATION

EKU BREAKS GROUND ON NEW MODEL LABORATORY SCHOOL AND ANNOUNCES FORMATION OF THE SCHOOL OF EDUCATION

Eastern Kentucky University celebrated Teacher Appreciation Day with a groundbreaking ceremony for the new Model Laboratory School on May 6, as well as the announcement of the formation of the School of Education within the College of Education and Applied Human Sciences (CEAHS).

As Kentucky's only public teaching lab for grades P-12, Model Lab offers valuable hands-on experience to ECU students through research and interdisciplinary education, helping them become skilled educators and professionals.

Construction of the new Model Laboratory School was funded through the Kentucky General Assembly in the 2021-22 and 2023-24 sessions for a total of \$149.1 million. The state-of-the-art research and educational laboratory facility will provide a teaching and learning space to help train and serve those key professions that work in P-12 school settings.

The school's location will be on the southside of ECU's campus on and around the Leslie Leach Driving Range on Kit Carson Drive. The new location's proximity to the Kentucky Center for School Safety and the Department of Criminal Justice Training creates opportunities for collaboration in modernizing school safety. The new campus for Model Lab is expected to be completed for the 2027-28 school year.

In addition to naming the School of Education, ECU announced a pilot program launching this fall, where first-year education majors integrate into the Model Laboratory School environment and engage in core courses co-taught by Model and ECU faculty.

EKU TO OFFER WORD DETECTIVE CAMP AT CORBIN CAMPUS THANKS TO \$50,000 GIFT FROM KAHP

Eastern Kentucky University will be expanding community programs and support services at its Corbin Regional Campus and within the service region, thanks to a \$50,000 donation from the Kentucky Association of Health Plans (KAHP). KAHP is the trade association representing Medicaid managed care organizations and commercial insurers in the Commonwealth.

The gift from KAHP supports a Word Detective summer camp for children with dyslexia, providing educational and therapeutic resources to boost learning and confidence. The donation will also fund scholarships for graduate students in speech-language pathology who are interested in working in the ECU service region, as well as operational support for students and faculty providing in-person clinical services within the ECU service region.

The camp will run for three consecutive summers at the ECU Corbin Campus beginning in 2025, offering individualized instruction and structured literacy skill-building activities. All instruction will incorporate evidence-based interventions, including reading exercises, writing activities and interactive games. ECU will collaborate with local school districts to identify elementary school students who would benefit the most from participating in the camp.

Graduate students in ECU's Speech-Language Pathology program will staff the camp under the supervision of a licensed and certified speech-language pathologist, providing valuable clinical training for future professionals while ensuring high-quality instruction and intervention for the children enrolled.

The summer camp initiative, scholarships and support for externships—made possible through KAHP's donation—represents a crucial step in increasing healthcare and educational services available throughout the region.





GOOD NEWS

JUNE 2025



KSU Celebrates the Class of 2025's Commencement

KSU's celebrated a major milestone as graduates were honored in two commencement ceremonies at the William Exum Center. KSU's Class of 2025 consisted of 39 certificates, 13 associate degrees, 241 bachelor's degrees, 47 master's degrees, and 5 doctoral degrees. Thirty-nine degrees and credentials were awarded in summer 2024, 66 awarded in fall 2024, and 247 were awarded this spring 2025. Three honorary degrees were conferred to former Representative Derrick Graham, Representative James Tipton, and Dr. Jewel H. Bronaugh.



New Forage Testing Lab Opens at KSU's Barren County Extension

KSU opened a new hay testing lab in Barren County using advanced NIRS technology. The lab provides fast, accurate forage analysis and expert advice, helping farmers improve hay quality, livestock nutrition, and overall profitability.

A Different Kind of Buffalo

After April's historic flood, Buffalo Trace Distillery partnered with KSU's Aquaculture Program to rescue nearly 100 pounds of stranded fish. Ironically, the largest fish rescued was an impressive Bigmouth Buffalo, a perfect symbol of the resilience of the local ecosystem after a tragic natural disaster.



Micah Stangebye, Crowned National Champion at PGA WORKS Championship

In his final tournament as a Kentucky State Thorobred, Micah Stangebye became a national champion, winning the NCAA Division II individual title at the 2025 PGA WORKS Collegiate Championship. After graduating with a BA in Business Administration, Stangebye is now headed to Nashville to begin his career as a teaching PGA professional while working toward his ultimate goal of earning a spot on the professional golf tours.



Career Opportunities in Child Welfare

Dr. Angela Williams, Kaelen Brunson, and scholars Shelby Bell and Paris Wardlow attended the CW PREP UP 2025 Retreat, connecting with students and faculty statewide to explore child welfare careers. KSU's School of Social Work continues supporting professional growth with pop-up recruitment tables offering financial support, specialized training, and career advancement opportunities for aspiring social workers.

Dr. Bebe Recognized in Governor's Skin Cancer Awareness Proclamation

Kentucky Governor, Andy Beshear, proclaimed May as Skin Cancer Awareness Month for the state, honoring KSU's groundbreaking research and outreach in sun safety and skin cancer prevention. Dr. Frederick Bebe and his research team, are leading efforts to protect farmers and outdoor workers from the threat of skin cancer. Their research was featured as part of KSU's Third Thursday Thing, a monthly sustainable agriculture workshop series that support small farmers and agricultural professionals.



Graduate Student Spearheads Study on Soybean Seeds

Since 2023, graduate student Sudip Poudel has studied soybean pod and seed growth and composition under varying assimilate availability. For his master's thesis, he tested the effect of increased assimilate supply during various seed-filling stages. This was the first study to identify the final seed size determination stage in soybean under field conditions. Poudel published a peer-reviewed paper titled "Final Seed Size in Soybean is Determined During Mid-seed Filling Stage" as first author in the journal *Agronomy*.

Seventeen Students Inducted into Beta Kappa Chi, National Scientific Honor Society

Seventeen students were inducted into Beta Kappa Chi, a national scientific honor society, recognizing their academic excellence in the sciences. KSU holds the Omega chapter of Beta Kappa Chi. This program testifies to the University's commitment to fostering purposeful engagements that elevate student experiences and enhance learning environments.



CPE APPROVED

Master of Arts in
Criminal Justice
Launches Fall 2025

LEARN MORE | [KYSU.EDU](https://kysu.edu)

Going Beyond the Classroom

Eighteen KSU undergraduate students visited the Harold R. Benson Research Farm for hands-on learning in soil sampling, drone-based environmental monitoring, and sustainable agriculture. Led by Dr. Sait Sarr, the visit emphasized bridging theory with practice to prepare students for careers in agriculture and natural resources. KSU's commitment to experiential learning supports student success and workforce readiness.



MSU's Level UP program develops student career skills

Employers are not just looking for college graduates. They want to hire graduates who can make an immediate impact with classroom knowledge, hands-on experience, and professional skills.

Morehead State University is at the forefront of Kentucky universities, providing opportunities to gain valuable professional skills and high-impact experiences through its Level UP program.

This program further focuses on training students to convey evidence of essential career skills highly desirable to employers across disciplines. More MSU faculty are taking advantage of the opportunity to provide a Level UP experience for their students.

This past spring break, 11 MSU students taking Associate Professor of History Dr. Adrian Mandzy's public history class spent a week in Savannah, Georgia. The trip focused on exploring, documenting, and excavating historical sites connected with the American Civil War. As a Level UP class, the students focus on building their teamwork skills while working in a real-world archaeological excavation environment.

Mandzy and project co-director Dr. Kurt Knoerl of Georgia Southern University plan to continue their research and return to Savannah next spring with another group of students. He said the Level UP program provides MSU students with unique opportunities to maximize their college experience, whether conducting innovative research or traveling abroad.

"Hands-on experiences like these, coupled with the focus on transferable career skills, really set our students up for career success regardless of whether the next steps are graduate school or a job in industry," said Megan Boone, director of the Center for Career Development and Experiential Education and co-director of Level UP.



MSU, Kentucky National Guard sign educational partnership

Morehead State University has a long-standing reputation for supporting veterans, active military, and military-connected families pursuing a college education. Morehead State continues to assist active military students who have sacrificed and served our country. MSU and the Kentucky Army National Guard signed a memorandum of understanding (MOU) to renew a partnership supporting citizen soldiers as they earn their degrees.

"Morehead State has a long history of working with our active duty and veteran students as well as a strong ROTC program," said MSU President Dr. Jay Morgan. "This agreement with the Kentucky National Guard affirms our commitment to provide opportunities and support for service members to continue their education and achieve their career goals."

MSU announces new police chief

Morehead State University named **Jessica Harris (Class of 2015, 2022)** chief of police on May 1, marking a historic and deeply personal milestone in a career defined by service, mentorship, and perseverance.

Harris, who has served as interim chief since September 2024, is the first female police chief in MSU history and one of only a few women to hold such a position at a Kentucky university. In her new role, she remains grounded in the values that brought her here: service, mentorship, and a genuine care for the campus community.

"My plan as chief of MSUPD is to continue with our legacy of being one of the safest campuses in Kentucky," Harris said. "I have always cared deeply for the University and the community of Morehead. I hope to be able to make a positive impact on our students while serving in this role."

MSU earns Carnegie College & University research status

Morehead State University's focus on providing students with real-world experience through undergraduate research has gained national recognition.

The Carnegie Classification of Institutions of Higher Learning has named MSU among its Research Colleges and Universities for 2025. The Carnegie Classification recognizes and describes institutional diversity among U.S. higher education institutions. The organization previously awarded research designations to a narrow set of doctoral-granting programs until last month, when Carnegie Classifications introduced the Research College and University designation to include colleges and universities nationwide engaging in impactful research.

"This elevation within the Carnegie Classification system for higher education is very positive news and signifies that Morehead State is moving forward in a transformative way," said Dr. Jay Morgan, Morehead State University President. "This is a coveted place within the classification system and exhibits that our work with research and development is strong and getting stronger each year."

MSU announces Presidential Community Engaged Eagles

MSU has named nearly 250 students to the Spring 2025 Presidential Community Engaged Eagles list. This honor recognizes students with a strong and lasting commitment to serving others through community and civic engagement. These students have helped make a difference across the region while building essential skills for their future.

During the spring semester, students participated in many different service projects. These included Make an Impact Day, the Third Annual March to Service, and an alternative spring break experience collaborating with the Christian Appalachian Project.

Students worked with local schools, nonprofits, and other organizations to complete hands-on projects. These included helping at community events, leading activities with young students, educating the public on health issues, and advocating around critical social issues.

Speech and Debate Union wins big at National Parliamentary Debate Association competition

The Murray State University Speech and Debate Union's (SDU) Sam Harless, a sophomore from Harrodsburg, Kentucky, and Samuel Miller, a sophomore from Island, Kentucky, recently took home the national championship in novice National Parliamentary Debate Association (NPDA) competition.

Caleb McCurren, a junior from Paducah, Kentucky, and Zack Benz, a sophomore from Eureka, Missouri, also placed fifth in the nation in the Open NPDA division.

Debate speaker awards:

- Benz was ranked 5th speaker overall in NPDA debate and 3rd novice speaker
- McCurren was ranked 8th NPDA debate speaker overall and 4th novice
- Harless was ranked 6th novice NPDA debate speaker

"What is most remarkable here is that Murray State had three of the top six novice speakers in the nation," said SDU Director Dr. Ryan Goke.

Speech events:

- McCurren's After Dinner Speech was ranked top 24 in the nation. (Only seven of the top 24 competitors in quarterfinals were novice.)



Overall team sweepstakes:

- Debate sweeps - 2nd overall
- IE sweeps - 9th overall
- Overall sweeps - 6th overall

Goke said the team's showing was particularly impressive because they only had four competitors. Every debate win from every competitor counts toward each team's overall debate sweepstakes points.

Distinguished Professor Dr. Bommanna Loganathan selected as a Fellow of the Royal Society of Chemistry



Murray State University Distinguished Professor Dr. Bommanna Loganathan has been selected as a Fellow of the Royal Society of Chemistry (RSC), the largest professional society of chemists in Europe with more than 50,000 members worldwide.

The designation of Fellow of the Royal Society of Chemistry is given to those who have demonstrated excellence through scientific publications, patents, discoveries or other notable achievements. Fellows include award-winning scientists and Nobel Laureates, underscoring prestige associated with this recognition.

Fellows are nominated by other members and/or non-members

at senior level academic positions who could provide comments on their distinguished research careers, impact on scientific advancement and benefit to the application of chemical science through public service, outreach, policy development and change, and through connecting or leading the chemical science community to provide solutions for societal challenges.

As a professor at Murray State, Loganathan has been passionate about teaching and mentoring undergraduate and graduate students. He has inspired, motivated and had a positive influence on thousands of students during his 25 years of teaching chemistry.

Founded in 1841, the RSC is the largest organization in Europe for advancing the chemical sciences. RSC partners with industry and academia, advises governments on policy and promotes the talent, collaboration, innovation, information and ideas that lead to great scientific advances.

City of Murray ranks 4th nationally in USA Today's Best Small College Towns

The city of Murray was recently ranked among the top four small college towns in the United States, according to a *USA Today* online readers poll. Murray was among the 20 towns nominated for Best Small College Towns in the *USA Today* 10 Best Readers' Choice Awards.

"The worlds of Murray, Kentucky, and Murray State University have been intertwined since the college opened in 1922 in the heart of town," reads *USA Today's* website's description. "As a quintessential college town, Murray has lots of pubs and bars, casual restaurants run by local owners and outdoor outfitters to keep everyone enjoying the local parks which offer amenities like disc



golf, a skate park and a huge soccer complex. Non-collegiate visitors love the famed Calloway County Quilt Trail, which features more than 60 quilt patterns painted on barns, homes and other buildings throughout the countryside."

Campus and broader community attend presidential portrait unveiling and reception to recognize President Dr. Bob Jackson

Members of the campus and broader community attended a special presidential portrait unveiling and reception on April 25 to recognize Dr. Bob Jackson, who will retire from Murray State University as President on June 30.

The event included numerous guests inside Wrather Hall, the University's first building, to celebrate and thank Jackson for his 43 years of association with Murray State.

Prior to the portrait unveiling, a welcome was given by First Lady Mrs. Karen Jackson. Remarks were delivered by distinguished guests including portrait artist Connie Erickson, master framer Fred Thomas, Kentucky Attorney General Russell Coleman, Murray State University Board of Regents Chair Leon Owens and former Murray State University Board of Regents Chair Dan Kemp.

The portrait features Jackson seated near a window view of campus in the parlor room of Oakhurst. He is holding a fountain pen resting on "The Finest Place We Know," a book he co-authored. The pen was used by Murray State University founder and former president Dr. Rainey T. Wells, dating back to the early 20th century and was given to Jackson by the Wells family at the beginning of his presidency. The portrait will be displayed inside Pogue Library and later moved to Jackson Hall.

"Sharing today's event with our students, faculty, staff, current and past members of our Murray State Board of Regents, Board of



Trustees and Murray State Alumni Association Board of Governors, friends, alumni, supporters, as well as having my family alongside me, will be moments that I will treasure for the rest of my life," Jackson said. "All of these individuals have an unwavering support of Murray State University and a deep love for our institution. I am honored and sincerely grateful for having the opportunity to serve as President."

Online programs recognized by OnlineU



A variety of online programs offered by Murray State University have been recognized by OnlineU.

OnlineU considers a variety of factors when recognizing the best online programs, including the availability of a fully online program, online enrollment numbers and data from the National Center for Education Statistics. Earning this

recognition highlights Murray State as one of the most trusted institutions for online degrees.

"I am very proud of the applied engineering programs in the School of Engineering at Murray State. Our talented faculty provide experiential learning through hands-on activities that directly relate to industry needs," said Dr. Jamie Rogers, director of the Murray State School of Engineering, which was one recipient of this accolade. "We are very thankful to our industry partners for their input and continued support of our programs including internship and full-time career opportunities."

In addition to the recent Best Online Engineering Degrees recognition, Murray State has also been recognized by OnlineU for the following online programs for 2025:

- Most Affordable Bachelor's in Engineering Online
- Most Affordable Online Master's in Communications
- Most Affordable Online Public Health Degrees
- Most Affordable Online Master's in Economics
- Most Affordable Online Supply Chain Management Degrees
- Most Affordable Online Human Services Degrees
- Best Online Colleges in Kentucky
- Best Online Agriculture Degrees
- Best ESL Master's Programs Online
- Most Affordable Online Master's Degrees in Nutrition
- Most Affordable Online Master's Degrees in English
- Most Affordable Online Master's Degrees in ESL
- Most Affordable Online Master's Degrees in Public Relations
- Best Online Public Health Degrees
- Best Online Master's Degrees in English
- Best Online Human Services Degrees



GOLD RUSH

MAY 2025

NORTHERN KENTUCKY UNIVERSITY

GO FIGURE

SPRING COMMENCEMENT

53RD

Commencement ceremony

2,000+

Graduates

461

First-generation students



NKU HONORS MORE THAN 2,000 GRADUATES IN SPRING 2025 COMMENCEMENT CEREMONIES

Northern Kentucky University honored **more than 2,000 graduates** during three ceremonies at the university's 53rd Commencement on Friday, May 9, and Saturday, May 10.

During the ceremonies, Kenneth F. Harper and Oakley Farris received honorary Doctor of Education degrees in recognition of their distinguished service to the community and unwavering commitment to education. Harper played a key role in founding Northern Kentucky State College, later NKU, during his time in office under Governor Louie B. Nunn's administration. He also served multiple terms in the Kentucky House of Representatives, and his political archive is preserved at NKU's W. Frank Steely Library. Farris made a significant impact on the university through his philanthropic efforts and commitment to student success. The establishment of various campus spaces, programs and scholarships named in his honor have provided valuable resources to NKU students and faculty, offering venues for academic, social and professional development.

Sandra G. Oñate Muñoz, a long-time Cincinnati resident who was born in Guadalajara, Mexico, served as student commencement speaker in the morning ceremony. Muñoz graduated magna cum laude with a Master of Public Administration and certificate in nonprofit management. JP Ampfer served as student commencement speaker in the afternoon ceremony. Ampfer left his mark on NKU as an active leader on campus, and graduated with a dual bachelor's degree in human resource management and business management from the Haile College of Business.

There are now more than 85,000 Northern Kentucky University graduates living and working in every corner of the Commonwealth of Kentucky and across the globe.

LEARN MORE: <https://tinyurl.com/nku-spring-commencement-2025>

COLLEGE CORNER

COI LEADS NATIONAL EFFORT TO ADVANCE AI EDUCATION WITH NSF GRANT

Northern Kentucky University's College of Informatics is playing a pivotal role in a national initiative aimed at expanding artificial intelligence education with a **\$300,000 grant** from the National Science Foundation. Led by NKU faculty Dr. Traian Marius Truta and Dr. Junxiu Zhou, the initiative will build AI instructional capacity and develop best practices for AI curriculum development in both undergraduate and graduate coursework.

LEARN MORE:

<https://tinyurl.com/COI-NSF-grant-AI-education>



NKU ANNOUNCES BRIANNA MARSHALL AS DEAN OF STEELY LIBRARY

Northern Kentucky University is proud to announce **Brianna Marshall** as permanent dean of the W. Frank Steely Library. Brianna served as interim dean of the library from August 2023 to April 2025.

Marshall arrived at NKU's Steely Library in 2021. As the senior associate dean for operations, assessment and communications, she developed and launched Stego Studio, a state-of-the-art makerspace that provides the campus community free access to creative equipment like 3D printers, laser cutters, sewing machines and more. In her first year on campus, Brianna provided leadership and collaboratively designed an open educational resources program that reduced and eliminated course material costs for NKU students.

Prior to her tenure at NKU, Marshall served as the director of research services at the University of California Riverside Library for four years and was a digital curation coordinator at the University of Wisconsin Libraries for nearly three years. Marshall earned her B.A. in English from the University of Wisconsin-La Crosse and her Master of Library Science and Master of Information Science degrees from Indiana University Bloomington. She currently resides in northern Kentucky with her husband and their three children.

LEARN MORE: <https://tinyurl.com/nku-steely-library-dean>



THE SCOREBOARD

NORSE ATHLETICS RECEIVES GIFT TO FUND NEW TENNIS AND PICKLEBALL FACILITY

NKU athletics has received a transformational **\$3 million commitment**, the largest gift from an individual donor to athletics in school history, from the Edward G. Reynolds Charitable Trust. The generous gift will support the design and construction of a new outdoor tennis facility and new pickleball facility that are scheduled to open in 2026.

LEARN MORE: <https://tinyurl.com/nku-tennis-facility-gift>

BRIEFS

NKU GRADUATE PROGRAMS RANKED BY U.S. NEWS AND WORLD REPORT

Northern Kentucky University's graduate programs have been recognized for their quality and value by *U.S. News and World Report*. According to *U.S. News*' 2025 report, NKU's Master of Public Administration program ranked third in the Commonwealth of Kentucky. Additionally, NKU was ranked No. 68 in nurse anesthesia, No. 134 in law, No. 212 in occupational therapy and No. 241 in social work nationwide.

"The recognition of NKU's graduate programs by *U.S. News* is a testament to our commitment to providing an affordable, high-quality education that prepares our students for successful and fulfilling careers," says NKU President Dr. Cady Short-Thompson. "I am proud of what these rankings signify, that our faculty and staff are dedicated to optimizing our students' graduate education experience by meeting them where they are and bringing them to where they want to be."

With award-winning programs, convenient online and hybrid options, and small class and cohort sizes, NKU's graduate programs provide students with the core competencies and confidence they need to not only succeed in their careers, but to thrive as individuals.

LEARN MORE: <https://tinyurl.com/nku-graduate-programs-rankings>

FACULTY FOCUS

In 2024, Dr. Shawn Faulkner, a professor of middle grades education, celebrated his 20th anniversary at NKU. His passion for bringing NKU students into local schools led him to pioneer an initiative with Tichenor Middle School that allows courses from NKU's middle grades education program to be taught on site, fully immersing undergraduates in the day-to-day operations of a middle school. Since fall 2018, NKU has had a dedicated classroom in Tichenor Middle School and a signed agreement with the Erlanger-Elsmere Independent School District. Dr. Faulkner hopes to grow more partnerships with other schools in the region so that NKU students can be better prepared after graduation.

LEARN MORE: <https://tinyurl.com/nku-shawn-faulkner>

COLLEGE OF EDUCATION SPONSORS ASPIRING EDUCATORS, ADDRESSING TEACHER SHORTAGE

Northern Kentucky University's College of Education is supporting future educators by sponsoring a group of young scholars as they travel to the Educators Rising National Conference in Orlando, Florida, this summer. The college presented a \$6,000 check to students at the Ignite Institute on Thursday, May 1, to help fund their experience.

The Educators Rising National Conference is a four-day celebration of the best and brightest aspiring educators and will allow students from Ignite to network, learn and showcase their skills on a national scale. By funding the Ignite Institute's involvement in the conference, NKU is supporting local aspiring educators and making a direct impact on the teacher shortage in the Northern Kentucky region and the Commonwealth of Kentucky by creating a pipeline of future educators.

The Ignite Institute provides project-based learning opportunities to give scholars authentic, real-world experiences to prepare them for successful future careers. Through dual credit courses with local universities, like NKU, students graduate from Ignite with an associate degree and the skills they need to have a positive impact on their community.

LEARN MORE: <https://tinyurl.com/nku-coe-funds-future-educators>

ALUMNI NEWS



FROM STUDENT TO STAFF

When Heather Burns arrived at Northern Kentucky University, she was a first-generation college student looking for a place where she could feel both challenged and supported. What she found was a connection to campus that grew even deeper when she joined the Presidential Ambassadors—a student leadership organization at NKU that is celebrating its 40th anniversary this year. After serving as a Presidential Ambassador under President James C. Votruba, as an alum, Burns helped shape the organization's culture during a time of expansion and high student involvement.

LEARN MORE: <https://tinyurl.com/nku-heather-burns>

PRESIDENT'S REPORT JUNE 2025

UNIVERSITY OF KENTUCKY

MARKING A MILESTONE FOR NEW UK GRADUATES

On May 9 and 10, the University of Kentucky celebrated thousands of graduates during four Commencement ceremonies. People from across the Commonwealth, all over the nation and around the world watched, in person or via a livestream on UK's YouTube channel, as degree candidates received their diplomas and honors, ready to forge a new path of success. Overall, 5,778 degrees were conferred by the UK Board of Trustees. This includes 3,653 undergraduate, 1,439 graduate and 686 professional degrees for May 2025. After President Eli Capilouto's remarks at each ceremony, four student speakers had the opportunity to embody what it means to be a Wildcat with speeches that will forever be remembered by families, peers, faculty and staff. The four speakers were: Julianna Boulden (Richmond, Kentucky), Ethan Morgan (Fairdealing, Kentucky), Nigel Taylor (Malden, Massachusetts) and Tyler Chapman (Ekron, Kentucky).



NEW SPACES TO INCREASE ACCESS TO CARE AT UK KING'S DAUGHTERS

On May 12, UK King's Daughters opened the doors of its new Main Entrance on the Ashland main campus, giving a preview of the new Emergency Department (ED). The Main Entrance will also host Imaging Services, with full operations beginning in August 2025. After completing the ED transition, the department will provide a private entrance for patients with behavioral needs, as well as a separate area for ambulances and law enforcement. The new King's Daughters Emergency Department — with 60 private rooms, 86 treatment rooms, four trauma bays and two dedicated CT scanners — will provide patients with the highest quality treatments and will open in mid-June. The new space marks a new beginning in helping provide even more access to high-quality emergency care — close to home — to the people of Northeastern Kentucky.

SANDERS-BROWN CELEBRATES 40 YEARS OF RESEARCH AND CARE

Established in 1979, the University of Kentucky Sanders-Brown Center on Aging (SBCoA) has earned prestigious recognition for its significant contributions to research on early Alzheimer's detection. This year, SBCoA celebrates 40 years of legacy as one of the nation's leaders in aging research. The center has been designated as an Aging and Disability Resource Center (ADRC) by the National Institute on Aging since 1985. Sanders-Brown's observational studies have provided insights into how to diagnose this neurodegenerative disease, paving the way to effective treatments at its earliest stages, usually involving brain imaging techniques. And SBCoA's impact on the community is not limited to the lab. Committed to patient engagement, the center has prioritized clinical trials, playing a key role in testing new drugs for advanced treatment. As it enters its fifth decade, Sanders-Brown remains focused on providing patients and their families with the most advanced tools to fight Alzheimer's and related diseases.





Dear Colleagues,

The University of Louisville concluded a busy spring semester on several high notes. It's always a joy to see our new alumni receive their diplomas at Spring Commencement.

If the 2025 Carnegie Classifications are any indication, I can say with confidence that most of our graduates will find opportunities to apply their talents in short order. UofL is among only 21 universities nationwide to earn both the Research 1 (R1) and Opportunity College & University (OCU) designations as well as the only ACC institution and only one of two public colleges in Kentucky to receive the OCU rating.

UofL has many resources to help our students succeed in the classroom and beyond. One of which is the TRIO Student Support Services. TRIO recently celebrated 60 years of fostering personal, professional and academic success for under-resourced and first-generation students as well as students with disabilities.

The new Trager MicroForest is the latest example of UofL's groundbreaking research. Located in downtown Louisville's Founder's Square, the MicroForest is a place for everyone to enjoy while researchers from UofL's Christina Lee Brown Envirome Institute study the impact of urban greening on human health.

Our positive momentum will continue in the upcoming summer months as we prepare the university's 2026-2030 Strategic Plan. Drawing on results from recent university climate surveys and input from university faculty, staff, students and strategic partners, our new plan will outline how UofL positions itself as an outstanding place to learn, conduct groundbreaking research and serve as a valuable resource to our community.

It is indeed an exciting time to be at the University of Louisville, and I look forward to what will come for the second half of 2025.

Gerry Bradley

President,
University of Louisville



UofL celebrates May 2025 Commencement

UofL President Gerry Bradley presided over his first UofL commencement ceremonies as president on May 10, 2025. More than 2,000 of the approximately 3,199 students who applied for degrees and certificates participated in the commencement ceremonies.

Student speaker Austin Browner, graduating from the **School of Dentistry**, addressed the morning ceremony, while Griffin Gould, graduating from the **J.B. Speed School of Engineering**, spoke at the afternoon ceremony.

The **UofL Graduate School** hosted a doctoral hooding and graduation ceremony for more than 90 graduates.

In addition, **UofL's U.S. Air Force ROTC Detachment 295** held a commissioning ceremony for seven cadets who were commissioned as second lieutenants in the U.S. Air Force. **UofL's U.S. Army ROTC cadre, Cardinal Battalion**, held its commissioning for about a dozen cadets who were commissioned as second lieutenants in the U.S. Army.



President Gerry Bradley poses for selfie with student.

UofL recognized nationally as a leader in student success

UofL is one of only 21 universities nationwide to earn both the Research 1 (R1) and Opportunity College & University (OCU) designations in the **2025 Carnegie Classifications**.

UofL was recently named an OCU in the Student Access and Earnings Classification, the latest recognition in the redesigned system of Carnegie Classifications from the Carnegie Foundation and the American Council on Education. OCUs "can serve as a model for studying how campuses can foster student success," according to the Carnegie Foundation.

The Student Access and Earnings Classification measures whether institutions are enrolling and creating opportunities for students in communities they serve, as well as whether students earn competitive wages after they attend.

UofL was classified "higher access, higher earnings" to give it the OCU title. It is the only ACC institution to receive the OCU rating and one of only two public colleges in Kentucky.



Students listening in the classroom.

UofL also is one of 369 institutions nationwide classified as a Carnegie Community Engaged University, earning recognition for its multifaceted **partnership between school and community**. Together, the three Carnegie Classifications highlight how UofL creates and applies knowledge and innovation that makes a positive impact on students, communities and society.

Trager MicroForest at Founders Square is now open to the public

A revamped and upgraded green space is taking shape in the heart of downtown Louisville. The Trager MicroForest, a research project of UofL's Christina Lee Brown Envirome Institute, is officially open to the public.

After more than two years of baseline research, construction and planting, the 0.65 acre Founders Square, located at Fifth Street and Muhammad Ali Boulevard, is now an inviting public space for everyone to enjoy. The Trager MicroForest is more than a refreshed urban park. It is a space for scientific inquiry into the impact of intense urban greening on human health and the wider urban environment.

In the park, UofL researchers test the physiological effects of dense planting on human health and to what extent the forest affects temperature and humidity in the area. For Phase One of the project, the central area of the park has been densely planted with trees, shrubs and ground cover to optimize cooling and reduce urban heat.

Prior to planting and construction, UofL researchers collected baseline data on how spending time in the space affects stress levels and physiological responses compared with spending time in nearby downtown areas that lack greening. In addition to human studies, the researchers are monitoring air and surface temperatures, air quality and other measures to assess the impact of densely planted trees on the environment in and around the park.


Phase one of the Trager MicroForest Project, is now open to the public.

LOUMED Commons project breaks ground on new public park near HSC Campus

Louisville Mayor Craig Greenberg joined leaders from the Louisville Medical & Education District (LOUMED) and project partners to break ground on LOUMED Commons, a new public park designed to serve those who work, study, receive care or visit in downtown Louisville, providing new outdoor space in the heart of the city's medical and education district. The park will feature tree canopy and native plantings, shaded seating, gathering areas, and space for food trucks, with flexible areas for future events and community programming.

The project is led by LOUMED in partnership with Metro Public Works, JLL, CARMAN Landscape Architecture and Pace Contracting. LOUMED Commons is supported by city funding allocated through the Kentucky General Assembly's investment in downtown Louisville. The \$10 million allocation is helping to fund multiple LOUMED projects, including LOUMED Commons. Additionally, the city is investing \$1.75 million in improvements along Chestnut Street. Combined, these efforts represent \$11.75 million in city funding supporting the district's ongoing revitalization.

LOUMED Commons complements these efforts by improving the shared spaces that link these institutions and enhancing the overall experience for workers, students, patients and visitors. The first phase of the park is expected to be completed by the end of 2025.



A rendering shows the vision for LOUMED Commons.

TRIO support creates pathways for Cardinals

UofL's TRIO Student Support Services celebrates 60 years of fostering scholarship and academic access among under-resourced, first-generation college students and students with disabilities to earn a bachelor's degree.

TRIO offers individuals one-on-one and group academic advising, tutoring, financial counseling, cultural excursions, professional mentoring, career exploration, workshops and more. The initiative also works with pre-college students and provides summer programming, college tours and college application assistance.

This year, during Kentucky TRIO Day in February, UofL TRIO provided two days of workshops, speakers and academic competitions. TRIO Day was established in 1986 by Congress to commemorate the annual achievements of the federal TRIO programs in communities across the country.



Laila Shell, College of Education and Human Development stu

NEWS FOR THE COUNCIL ON POSTSECONDARY EDUCATION

JUNE 2025



WKU receives \$5.25 million gift from The Bill Gatton Foundation

At an event held Saturday, May 10 on WKU's campus outside The Carol M. Gatton Academy of Mathematics and Science, WKU President Timothy C. Caboni announced that the University received a \$5.25 million gift from The Bill Gatton Foundation.

"With his overall personal giving and support through The Bill Gatton Foundation totaling more than \$24.6 million in gifts to WKU, Mr. Gatton is one of our institution's most philanthropic donors, and we are thankful for the trust he and the Foundation have continued to demonstrate," President Caboni said.

Of this gift, The Carol M. Gatton Academy of Mathematics and Science will receive \$5 million to benefit the Gatton Academy of Mathematics and Science endowed fund. Established by Bill Gatton to enhance students' out-of-the-classroom experiences at The Gatton Academy, the fund provides research internship grants and needs-based study abroad and incidentals scholarships.

The remaining \$250,000 of the leadership gift will enhance the existing endowed Bridge to Independence Scholarship Fund to benefit LifeWorks participants. LifeWorks is a supportive living and learning community committed to preparing autistic young adults to successfully transition to employment and independent living.

Gatton, 89 at the time of his passing in 2022, was born and raised on a farm in Muhlenberg County, Ky. A resident of Bristol, Tenn., he owned automobile dealerships in Tennessee, Alabama and Texas and was engaged in banking and in various real estate projects in Kentucky, Tennessee and Texas.

"At the time of his passing in 2022, I noted that Bill's generosity had changed our campus for the better and had benefited countless lives in our region and beyond," President Caboni said. "Through The Bill Gatton Foundation and the Trustees who work to continue his legacy, that commitment to furthering educational opportunities for students across the Commonwealth not only endures, but prospers."



WKU Forensics sweeps the NFA National Championship in Detroit

The WKU Forensics team won the national championship sweepstakes in individual events and debate and the Founder's trophy at the National Forensics Association National Championship tournament April 17-21 hosted by Wayne State University in Detroit.

Sixty universities took part in the competition, which consisted of 11 individual events and Lincoln-Douglas debate.

WKU swept the top awards, taking both sweepstakes championships, Lincoln-Douglas debate, the debate top speaker award, four individual events national championships and the pentathlon award. WKU finished ahead of Bradley University, Eastern Michigan University, George Mason University and the University of Illinois-Chicago. In the debate competition, WKU placed first ahead of the University of Nebraska-Lincoln, Washburn University, Florida State University, and the University of Pittsburgh.

WKU also won the Founder's trophy, which goes to the team with the most cumulative points earned each year. When a team wins the award, their total goes back to zero. It's a special honor because it recognizes not just a single year's team, but a generation of alumni who helped build the point total for the award. WKU last won the Founder's trophy in 2021.

Director of Forensics Ganer Newman, IV said: "This year marks my tenth season directing the WKU Forensics Team, and this season made it clear to me that a great team, like a great community, is never the work of one person or even a few committed members. It is the work of everyone honoring each other, lifting each other, striving every day to make every moment an opportunity for everyone to flourish. This championship season is a living testament to that shared belief."



WKU finishes second nationally in 2025 Hearst Overall Intercollegiate Competition

Western Kentucky University's School of Media & Communication continued its tradition of national success in the annual Hearst Journalism Awards Program with a second-place finish in the 2025 Overall Intercollegiate Competition, a first-place finish in the Intercollegiate Photo Competition and a second-place finish in the Intercollegiate Multimedia Competition. WKU has placed in the top eight overall for 33 straight years with four overall championships in 2000, 2001, 2005 and 2018.

The top 10 schools in the 2025 Overall Intercollegiate Competition are University of North Carolina at Chapel Hill; WKU; University of Missouri; Indiana University; Arizona State University; Texas Christian University; Oklahoma State University; Michigan State University; University of Oregon; and Syracuse University.

Often called "The Pulitzers of college journalism," the 65th annual Hearst Journalism Awards Program offers 14 competitions annually including four writing, two photo, one audio, two television, four multimedia and one podcast awarding up to \$700,000 in scholarships, matching grants and stipends. There are 105 universities of the Association of Schools of Journalism and Mass Communication with accredited undergraduate journalism programs that are eligible to participate in the Hearst competitions.

In the 2024-2025 Hearst program, WKU finished first in the Intercollegiate Photojournalism Competition and received a \$10,000 award, second in the Intercollegiate Multimedia Competition and received a \$5,000 award and ninth in the Intercollegiate Audio, Television, Podcast Competition.

Awards will be presented during the Hearst program's 65th annual **National Writing, Photojournalism, Audio, Television and Multimedia Championships** in San Francisco, California. Three WKU students will compete for national championships May 30 - June 6.

WKU students have won 17 Hearst individual national championships since 1985 — photojournalism in 1987, 1988, 1991, 1992, 1996, 2004, 2005, 2006, 2008, 2010, 2014 and 2016; multimedia in 2015, 2023 and 2024; writing in 1985; and radio news in 2006.

WKU's history of success in Hearst competitions includes winning the Intercollegiate Photojournalism Competition 30 times in the past 36 years and winning the Intercollegiate Multimedia Competition nine times since it was added in 2010.



24 WKU Students Awarded Gilman Scholarship for Study Abroad

24 WKU students earned the **Benjamin A. Gilman International Scholarship** for study abroad in the March 2025 application cycle, more than all other public universities in Kentucky combined.

The Gilman Scholarship broadens the student population that studies or interns abroad by supporting undergraduates who might not otherwise participate due to financial constraints. The 24 recipients in this application cycle earned scholarships totaling \$83,000 of external funding with an average award amount of \$3,458.

Gilman Scholarship applications are accepted twice per year, with deadlines in early October and early March. Funded by the U.S. Department of State, the Gilman Scholarship program supports internships or study abroad programs for undergraduate Pell Grant recipients. Since 2001, the Gilman Scholarship has enabled more than over 44,000 Americans to study in countries around the world.



KCTCS

GOOD NEWS REPORT

JUNE 2025



KCTCS Brings Back Annual Conference Focused on Change and Commitment to Student Success, Workforce Growth

The Kentucky Community and Technical College System marked the return of its annual conference in May. Once known as the New Horizons Conference, the reimagined annual conference focused on how educators, staff and leaders can embrace and lead through change, support students and strengthen Kentucky's workforce.

"We're excited to bring back the annual conference and are already planning to expand next year's event to accommodate more in-person participation," KCTCS President Ryan Quarles said of the hybrid relaunch. "This renewed gathering reflects our commitment to excellence and our shared vision of developing a more skilled workforce to drive Kentucky's prosperity."

In addition to professional development, attendees also hear from KCTCS students from across the system who discussed their college experiences. The event also honored key state lawmakers for their unwavering support of community and technical colleges in Kentucky with the KCTCS Champion Award. This year's honorees were Sen. David Givens, Rep. Jason Petrie, Rep. James Tipton, and Sen. Stephen West. KCTCS faculty and staff also received Excellence Awards celebrating exceptional teaching and academic leadership and contributions to student success.

BY THE NUMBERS:



KCTCS Graduates

23,000+ Students

23,311 community and technical college graduates from 16 colleges

43,324 total credentials earned:

10,546 associate degrees

1,716 diplomas

31,062 certificates

"We're incredibly proud of these graduates who represent stories of determination, achievement and progress for Kentucky's workforce. As the commonwealth's largest and most affordable higher education institution, **OUR COLLEGES ARE DELIVERING SKILLED TALENT WHERE IT'S NEEDED MOST** — across every region and industry in Kentucky."

PRESIDENT **Ryan Quarles**



KCTCS Scholars Represent Bright Future of State's Workforce

KCTCS announced the 2025 KCTCS Scholars, a standout group of graduating students recognized for their strong academics, leadership skills, campus involvement and commitment to serving their communities. The scholars spanned fields from nursing to industrial technology.

Scholars received an honorary certificate and will be eligible to receive up to a \$500 stipend to help them take their next step, whether that's starting a career or continuing their education at a four-year university.



Most KCTCS Students, 72%, Graduate Without Student Loan Debt

The Kentucky Community and Technical College System continues to set the standard for delivering accessible, affordable and workforce-centered education. A new report has found that KCTCS has the highest percentage of graduates without debt by a wide margin, and graduates with student loan debt have the lowest average balance among all public higher education institutions in Kentucky.

In the 2023-24 academic year, 72% of KCTCS graduates completed their programs — two-year associate degrees, diplomas and workforce certificates — without incurring student loan debt, a gain of 14.7 percentage points in five years.

These findings come from a recent report by the Kentucky Council on Postsecondary Education, which highlighted overall state progress in reducing both loan amounts and the percentage of graduates with debt among public undergraduates.

For the 28% of KCTCS graduates who took out student loans in 2023-24, the average loan amount was \$13,629, the lowest among the state's public higher education institutions and a 6.5% decrease in five years. It is also less than half of the average debt of the state's public university undergraduates.

KCTCS Giving Day Raises Over \$350,000 to Support Students


More than 1,100 donors in 28 states and 91 Kentucky counties rallied together to help ease financial barriers for Kentucky Community and Technical College System students by contributing more than \$350,000 in the second annual, 24-hour KCTCS Giving Day.

Funds will be used for need-based scholarships, food pantries, emergency aid enrichment programs and other initiatives identified by the state's 16 community colleges, all aimed at helping students thrive in college so they can stay and complete their programs.

In a 2023 survey of KCTCS students, 58% of students worry about having enough money to pay for college, while 48% reported experiencing food and housing insecurity.

This year's focus was on increasing the number of total gifts, which increased by 28% over last year's Giving Day.

Current faculty and staff and retirees led the donor base at 64%. Alumni of one of the 16 KCTCS colleges made up 22% of the donors. People identifying as friends of KCTCS and its colleges contributed 17% of the total. Board members contributed 7%, with students giving 5% of the day's total.





**Commencement season lets us celebrate
all who make earning a degree possible**



Mason Dyer
AIKCU President

The first weekend in June, Spalding University held the final celebration of an AIKCU spring commencement season that saw thousands of graduates cross stages throughout the commonwealth.

In 2023-24, AIKCU members awarded more than 15,000 degrees and credentials, including 5,600 bachelor's degrees. While we don't have a final count of AIKCU graduates this academic year, we know that behind those many degrees are numerous individuals — not just the graduates themselves, but also the faculty, staff, family members, and other supporters who helped the graduates reach this crucial milestone.

I was reminded of this as I sat at my own child's commencement a few weeks ago and observed the families from around Kentucky and around the world there to celebrate. I am reminded when I hear about professors on our campuses engaging students in deep, meaningful academic research or advisors helping students connect to career opportunities.

I've been reminded again and again throughout commencement season as I've watched graduates talk about what comes next — employment, medical school, graduate school, or whatever that next step may be — and how the deep personal connections and mentorship provided by their small college experience made it possible.

As everyone involved with CPE knows, higher ed matters. So, as we celebrate the Class of 2025, let's also celebrate the people behind our graduates who make all of this possible.



**AIKCU helping to prepare future higher ed leaders with new
Advancing Leaders Program**

Preparing promising mid- to senior-level managers to take on even greater leadership roles is the goal behind the new AIKCU Advancing Leaders Program.

The inaugural Class of 2025 kicked off the program with a two-day, in-person session in January. Participants then met virtually each month until completing the program at a final in-person session June 2.

continued on back

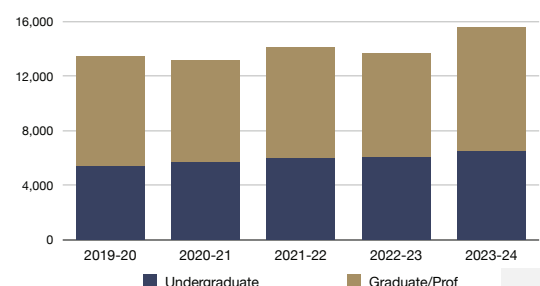
Enrollment up for second year in row at AIKCU schools

For the second year in a row, Kentucky's 18 independent colleges and universities saw an increase in enrollment. After a big jump in enrollment for Fall 2023, the sector saw another increase for Fall 2024, according to data from the Kentucky Council on Postsecondary Education. Undergraduate enrollment increased 3.7% to 34,228 while overall enrollment reached a record 59,477 at AIKCU member institutions.

"In a year where there was so much uncertainty around the rollout of the new FAFSA form, there was good news for AIKCU campuses," AIKCU President Mason Dyer said. "Students and families continue to see great value in an independent college education, as evidenced by these strong enrollment numbers for the sector."

AIKCU FAST FACTS

AIKCU degrees and credentials awarded



AIKCU members produced 1 in 4 bachelor's degrees in Kentucky in 2023, a major role in Kentucky's overall educational attainment.

ECONOMIC IMPACT: AIKCU contributes \$2.06 billion to Kentucky's economy in various ways

Economic Impact Statewide:
Kentucky's 18 independent colleges & universities

JOBS CREATED
17,933



Association of Independent
Kentucky Colleges and Universities
aikcu.org/economic-impact

Economic Impact Statewide:
Kentucky's 18 independent colleges & universities

SPENDING BY STUDENTS
\$490.7 million



Association of Independent
Kentucky Colleges and Universities
aikcu.org/economic-impact

Economic Impact Statewide:
Kentucky's 18 independent colleges & universities

UNIVERSITY PURCHASES
\$306.5 million



Association of Independent
Kentucky Colleges and Universities
aikcu.org/economic-impact

Advancing Leaders Program

continued from front

Seventeen participants from nine institutions and one AIKCU staff member completed the program.

The leadership development program helps rising campus leaders evaluate how their skills, natural abilities, and calling can be honed to meet key leadership needs in today's higher education environment.

AIKCU offered the program to its members, the 18 independent colleges and universities in Kentucky. Each campus president could select up to two participants from a wide variety of campus departments, including academic affairs, advancement, athletics, enrollment management, finance, marketing, and student affairs.

"Preparing leaders to serve effectively and courageously in higher ed is critical to the sustainability of our sector," AIKCU President Mason Dyer said.

"This program gives selected campus managers the tools to enhance and elevate their leadership abilities while also boosting their knowledge of postsecondary education."

AIKCU is collaborating on the programming with Credo, a higher education consulting firm that specializes in leadership development for middle-talent campus leaders and aspiring presidents.

Participants completed workshops that focused on four learning objectives: Common Themes in Thriving Institutions, Demands of Leadership, Cross-Functional Engagement & Awareness, and Leadership Readiness & Growth Actions.

AIKCU Advancing Leaders Class of 2025

Brescia University, Owensboro

Lauren Osowicz, Director of Advancement
Sagan Storm, Director of Institutional Research & Effectiveness

Centre College, Danville

John Perrin, Director of Equal Opportunity and Title IX Compliance
Ann T. Smith, Director of Budgeting and Procurement

Georgetown College, Georgetown

Alison Gillaspie, Director of Admissions
Chris Oliver, Vice President for Athletics

Kentucky Christian University, Grayson

David Manning, Vice President of Intercollegiate Athletics and Athletics Director
William R. Stevens, Ph.D., Dean, School of Humanities & Science

Kentucky Wesleyan College, Owensboro

Lindsey Crowe, Dean of Online Learning
Morgan Russelburg, Vice President of Student Affairs/
Dean of Students

Midway University, Midway

Mona Chorera, Executive Director of International Affairs
Ashley Dudgeon, Vice President of Enrollment

Thomas More University, Crestview Hills

Joseph Christensen, Ph.D., Dean, St. Elizabeth College of Natural and Health Sciences

Transylvania University, Lexington

Amanda Turcotte, Chief of Staff
Tiffany Wheeler, Ed.D., Associate Dean for Academic Affairs

Union Commonwealth University, Barbourville

Eric Evans, Chief Information Officer
Preshus Howard, Registrar

Association of Independent Kentucky Colleges and Universities

Krista Hudson, Ph.D., Vice President of Finance & Administration



Association of Independent
Kentucky Colleges and Universities

502.695.5007 • info@aikcu.org • aikcu.org